

Fund Update

For the quarter ended 30 September 2022

- **Hobson Wealth Investment Funds Scheme**
- **Hobson Wealth NZ Fixed Interest Fund**

This fund update was first made publicly available on: 31 October 2022

What is the purpose of this update?

This document tells you how the Hobson Wealth NZ Fixed Interest Fund has performed and what fees were charged. The document will help you to compare the fund with other funds. Implemented Investment Solutions Limited prepared this update in accordance with the Financial Markets Conduct Act 2013. This information is not audited and may be updated.

Description of this fund

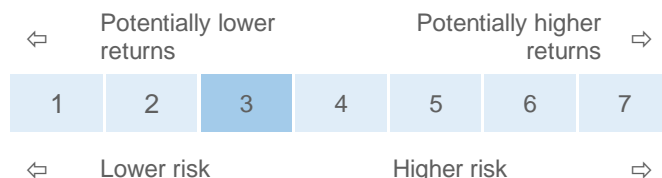
Objective: The investment objective of the fund is to provide a return, before costs and tax, higher than the Bloomberg NZ Bond Composite 0+ Yr Index over a rolling three year period.

Strategy: The Fund provides investors with exposure to a diversified portfolio of predominantly investment grade New Zealand dollar denominated fixed interest securities.

| | |
|---------------------------|-----------------|
| Total value of the fund | \$NZ 14,091,714 |
| The date the fund started | 24 October 2019 |

What are the risks of investing?

Risk indicator for the Hobson Wealth NZ Fixed Interest Fund¹.



The risk indicator is rated from 1 (low) to 7 (high). The rating reflects how much the value of the fund's assets goes up and down. A higher risk generally means higher potential returns over time, but more ups and downs along the way.

To help you clarify your own attitude to risk, you can seek financial advice or work out your risk profile at www.sorted.org.nz.

Note that even the lowest category does not mean a risk-free investment, and there are other risks that are not captured by this rating.

This risk indicator is not a guarantee of a fund’s future performance. The risk indicator is based on the returns data for 5 years to 30 September 2022. While risk indicators are usually relatively stable, they do shift from time to time. The risk indicator will continue to be updated in future fund updates.

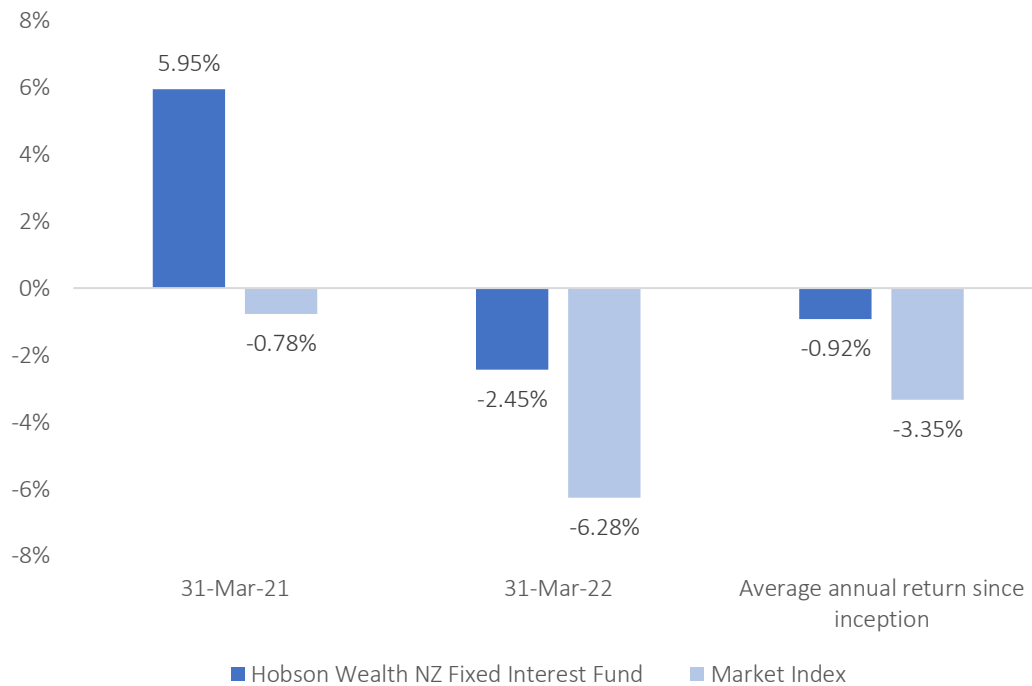
See the product disclosure statement (PDS) for more information about the risks associated with investing in this fund.

How has the fund performed?

| | Past year |
|--|-----------|
| Annual return (after deductions for charges and tax) | -4.61% |
| Annual return (after deductions for charges but before tax) | -6.31% |
| Market index annual return (reflects no deduction for charges and tax) | -8.80% |

The market index return is the Bloomberg NZ Bond Composite 0+ Yr Index. This has been the market index since the inception of the fund. Additional information about the market index is available on the offer register at <https://disclose-register.companiesoffice.govt.nz>.

Annual Return Graph²



This shows the return after fund charges and tax for each year ending 31 March since the fund started. The last bar shows the average annual return since the fund started, up to 30 September 2022.

Important: This does not tell you how the fund will perform in the future.

Returns in this update are after tax at the highest prescribed investor rate (PIR) of tax for an individual New Zealand resident. Your tax may be lower.

What fees are investors charged?

Investors in the Hobson Wealth NZ Fixed Interest Fund are charged fund charges. In the year to 31 March 2022 these were:

| | % of net asset value |
|---|----------------------|
| Total fund charges (including GST) | 1.32% |
| Which are made up of: | |
| Total management and administration charges (including GST) | 1.32% |
| Including: | |
| Manager's basic fee | 1.32% |
| Other management and administration charges | 0.00% |

Investors may also be charged individual action fees for specific actions or decisions (for example, for withdrawing from or switching funds). See the PDS for the Hobson Wealth Investment Funds Scheme on the offer register at <https://disclose-register.companiesoffice.govt.nz> for more information about those fees.

Example of how this applies to an investor

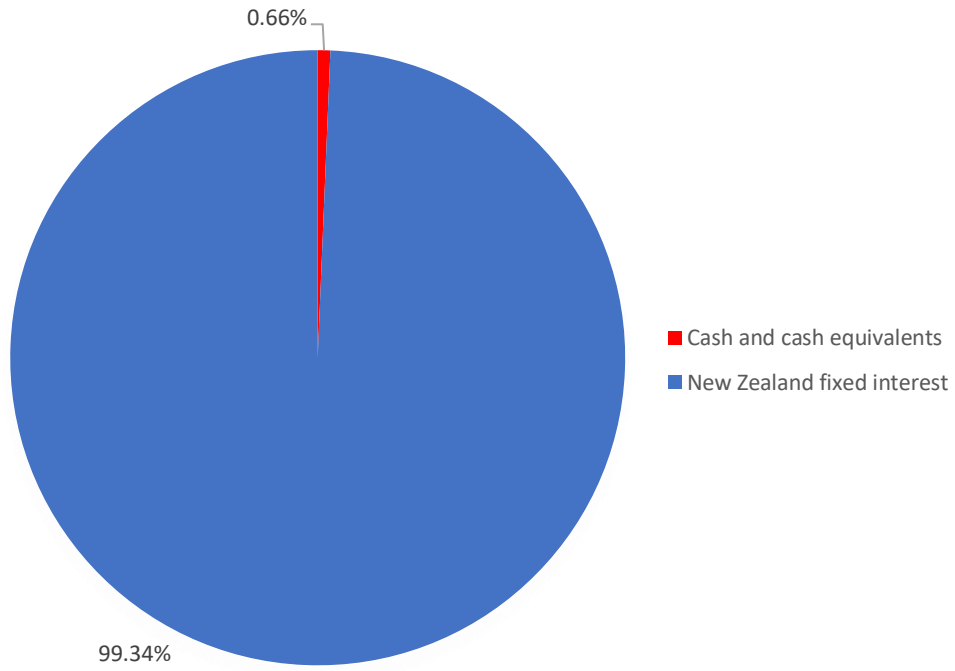
Small differences in fees and charges can have a big impact on your investment over the long term.

Anthony had \$10,000 in the fund at the start of the year and did not make any further contributions. At the end of the year, Anthony incurred a loss after fund charges were deducted of \$631 (that is -6.31% of his initial \$10,000). This gives Anthony a total loss after tax of \$461 for the period.

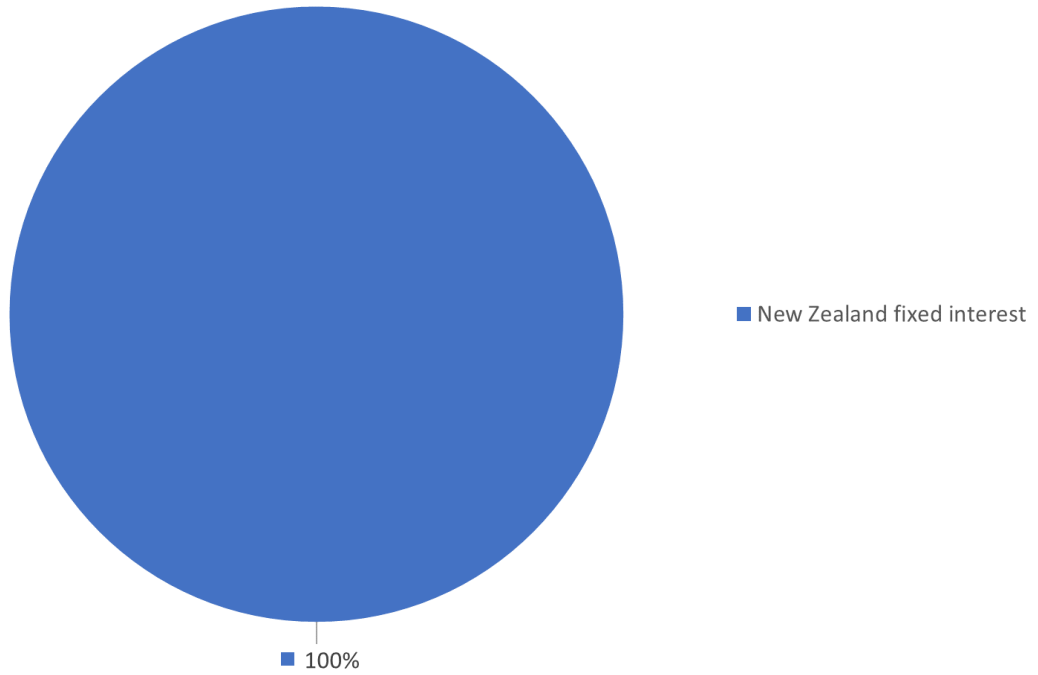
What does the fund invest in?

This shows the types of assets that the fund invests in.

Actual investment mix



Target investment mix



Top 10 investments

| | Name | % of Fund net assets | Type | Country | Credit rating (if applicable) |
|----|--------------------------|----------------------|----------------------------|---------|-------------------------------|
| 1 | ANZLNZ 6.95% 18/07/2028 | 5.40% | New Zealand fixed interest | NZ | BBB |
| 2 | IAGAU 5.32% 15/06/2038 | 4.51% | New Zealand fixed interest | NZ | BBB |
| 3 | MNWNZ 3.97% 22/02/2029 | 4.46% | New Zealand fixed interest | NZ | Not rated |
| 4 | KIWI 2.36% 11/12/2030 | 4.26% | New Zealand fixed interest | NZ | Baa2 |
| 5 | WSTP 6.19% 16/09/2032 | 4.01% | New Zealand fixed interest | NZ | A- |
| 6 | SKCNZ 3.02% 21/05/2027 | 3.72% | New Zealand fixed interest | NZ | BBB- |
| 7 | MCYNZ 5.73% 13/05/2052 | 3.63% | New Zealand fixed interest | NZ | BB+ |
| 8 | WSTP 3.696% 16/02/27 | 3.34% | New Zealand fixed interest | NZ | AA- |
| 9 | IPLNZ 2.4% 31/08/2027 | 3.34% | New Zealand fixed interest | NZ | Not rated |
| 10 | ANZLNZ 2.999% 17/09/2031 | 3.21% | New Zealand fixed interest | NZ | BBB |

The top 10 investments make up 39.88% of the net asset value of the fund.

Key personnel

This shows the directors and employees who have the most influence on the investment decisions of the fund.

| Name | Current position | Time in current position | Previous or other current position | Time in previous or other current position |
|--------------------------|---|--------------------------|---|--|
| Warren Couillault | Chief Executive Officer, Hobson Wealth Partners | 6 years 4 months | Director, Generate KiwiSaver Scheme | 5 years 0 months |
| Mark Fowler | Head of Investments, Hobson Wealth Partners | 5 years 5 months | Head of Fixed Income, Hobson Wealth Partners | 6 years 8 months |
| Edward Glennie | Investment Strategist, Hobson Wealth Partners | 5 years 3 months | Head of Asian Research, Lighthouse Investment Partners, LLC | 9 years 0 months |

Further information

You can also obtain this information, the PDS for the Hobson Wealth Investment Funds Scheme, and some additional information from the offer register at <https://disclose-register.companiesoffice.govt.nz>.

Notes

¹ A combination of actual fund returns and market index returns have been used to determine the risk indicator as the fund has not been operating for the required five years. The risk indicator may therefore provide a less reliable indicator of the fund's future volatility. Market index returns have been used until 31 October 2019 and fund returns thereafter.

² The bar chart shows fund returns after deducting fees and tax. Tax is deducted at the highest Prescribed Investor Rate of 28%. However, the market index returns are shown before deducting fees and tax.