

ANCHOR ACCELERATOR FR RETAIL HEDGE FUND

December 2025

Minimum Disclosure Document – Class 1 | Issued 13 January 2026

ANCHOR

NAVIGATING
CHANGE

FUND PROFILE

The fund is suitable for investors with a long-term investment horizon seeking exposure to primarily local assets.

FUND OBJECTIVE

The investment goal of the Anchor Accelerator FR Retail Hedge Fund (the fund) is to generate absolute returns in excess of an agreed benchmark of STeFI. The fund will consist of exposure to various local and international financial instruments, primarily equities and, at times, derivatives, fixed income, and unlisted instruments. The fund has a moderate risk profile, often with directional market exposure and may have a high concentration in gearing. The fund is suitable for sophisticated investors who have a long-term investment horizon.

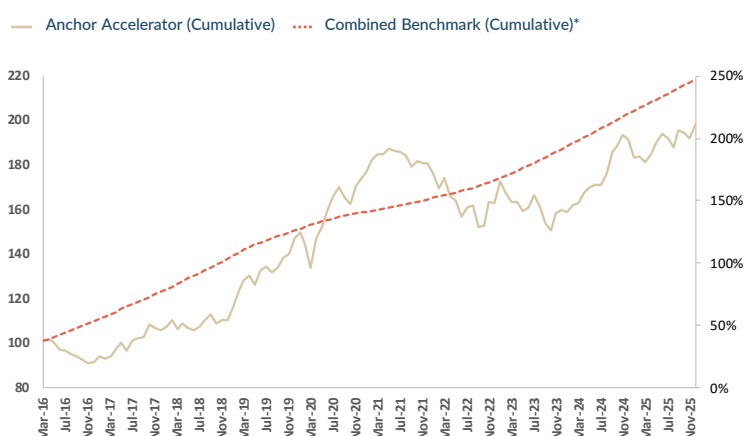
RISK ANALYSIS

Sharpe ratio	-0.10
Sortino ratio	-0.09
Volatility (annualised)	10.22
Best month	9.94
Worst month	-7.35
% of positive months	58.47
% of negative Months	41.53
Highest 12-month rolling return since inception	36.10
Lowest 12-month rolling return since inception	-16.32
Largest cumulative drawdown	-19.44

The highest and lowest 1-year returns represent the highest and lowest actual returns achieved during a 12-month rolling period since the original launch date of the fund.

INVESTMENT PERFORMANCE

Growth of R100 investment (cumulative)



Source of Data: Morningstar Date 31/12/2025

*The combined benchmark is calculated with the historic benchmark 12% nominal pa until 31 May 2019 and the new benchmark STeFI effective 1 June 2019 onwards.

FUND INFORMATION

Risk profile:

LOW LOW-MOD MOD MOD-HIGH HIGH

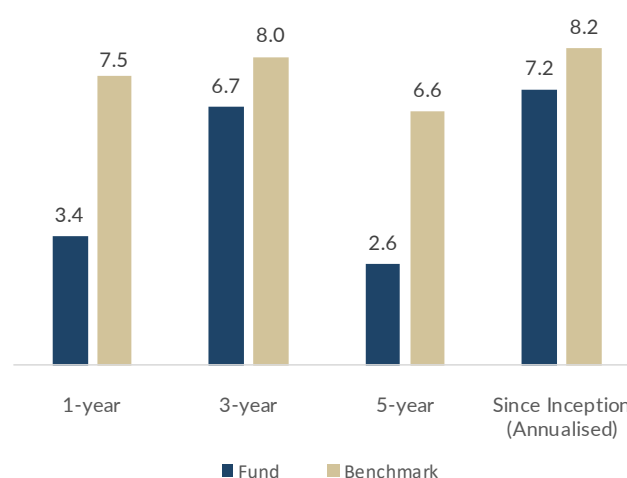
Fund Inception Date	March 2016
CISCA Regulation Date	August 2016
Benchmark	STeFI
ASISA Classification	South African - Long/Short Equity-Long Bias
Distributions	Annual Distributions Date: 31 Dec
Minimum Investments	R50 000
Fees (Incl. VAT):	
Service Fee	1.98%*
*Inclusive of Management Fee	1.73%
Fund Size	R104.55m
Strategy Size	R2 657.18m
Participatory Interest	605 547 units
Unit Price	R1 761.94 pu

EFFECTIVE EXPOSURE AT 31 DEC 2025

Net exposure	Local	Offshore	Total
Equity	0.0%	3.9%	3.9%
Fixed Income	0.0%	0.0%	0.0%
Commodities	0.0%	0.0%	0.0%
Total net exposure	0.0%	3.9%	3.9%

Total Gross Exposure	54.2%
----------------------	-------

FUND PERFORMANCE (%)



MONTHLY RETURNS (%)

	Jan	Feb	Mar	Apr	May	Jun	Jul	Aug	Sep	Oct	Nov	Dec	YTD
2016			1.3	0.5	1.7	-3.0	-0.5	-1.2	-1.3	-1.8	-1.7	0.7	-8.5
2017	2.8	-1.1	0.8	4.3	2.3	-3.5	4.9	1.0	0.5	5.1	-1.2	-1.0	15.7
2018	1.6	2.6	-3.4	2.1	-1.7	-0.8	1.1	3.0	2.1	-3.2	1.0	0.1	4.2
2019	5.8	6.1	3.7	1.4	-2.9	5.2	1.1	-2.1	1.6	3.5	1.2	4.9	33.3
2020	1.9	-3.5	-7.4	9.9	3.5	5.0	3.8	2.3	-2.6	-2.0	5.0	2.2	18.5
2021	1.4	3.2	1.4	0.1	1.3	-0.5	-0.3	-0.7	-3.0	1.7	-0.8	0.2	3.9
2022	-2.7	-3.7	2.7	-4.6	-1.4	-4.4	2.9	0.4	-5.8	0.1	7.1	-0.1	-9.9
2023	5.9	-3.0	-2.5	-0.1	-2.5	0.9	3.7	-3.3	-4.8	-1.7	5.0	0.9	-2.03
2024	-0.7	2.1	0.6	2.8	1.4	0.7	0.0	3.1	5.5	1.2	2.7	-0.9	20.0
2025	-4.4	0.3	-1.4	1.9	3.1	2.0	-1.2	-2.1	4.0	-0.5	-1.2	3.2	3.4

The performance figures prior to 1 August 2016 include returns earned prior to the fund being regulated under CISCA.

Anchor Accelerator FR Retail Hedge Fund converted from a Qualified Investor Hedge Fund effective 22 August 2022.

INFORMATION & DISCLOSURES

INCOME DISTRIBUTION (CPU)

Annually

Dec 2025: 1,889.89 cpu

PORTFOLIO VALUATION

Daily

TRANSACTION CUT OFF

14:00

FEES INCL VAT (%)

Service Fee	1.98*
*Inclusive of Management Fee	1.73
Performance Fee	15% over benchmark (STeFI)
TER & Transaction Costs**	
Total Expense Ratio (TER)	2.46
Transaction Costs (TC)	0.73
Total Investment Charge (TIC)	3.19
Performance Fee (PF) included in TER	0.21

CONTACT INFORMATION:

MANAGEMENT COMPANY

FundRock Management Company (RF) (Pty) Ltd

Registration No: 2013/096377/07

Catnia Building, Bella Rosa Office Park, Bella Rosa Street, Bellville, 7530, South Africa

T: +27 21 879 9937/ +27 21 879 9939 F: +27 86 554 8237

E: frclientservices@fundrock.com

Website: www.fundrock.com

TRUSTEE

FirstRand Bank Limited

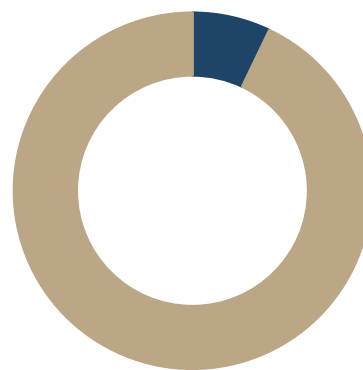
(acting through its RMB Custody and Trustee Services Division)

3 Merchant Place, Ground Floor, Corner Fredman and Gwen Streets

Sandton, 2146

Telephone: +27 87 736 1732

ASSET ALLOCATION AT 31 DEC 2025



■ Equity: 7.1% ■ Cash Enhancement: 92.9%

FUND MANAGER



LIAM HECHTER
CA(SA) CFA

Liam joined Anchor in 2014 after completing his accounting articles with KPMG. In 2017, he was appointed portfolio manager of Anchor's aggressive long/short equity mandates, and since 2018, he has managed the firm's local long-only equity unit trusts. In 2020, Liam assumed responsibility for all of Anchor's institutional hedge funds. He currently serves as portfolio manager on the Anchor Stable FR Retail Hedge Fund, Anchor Accelerator FR Retail Hedge Fund, AG Variable Fund, Musgrave Absolute Return Fund, Anchor Global Stable Hedge Fund, Anchor Systematic FR QI Hedge Fund, and the Anchor Structured Credit Fund.

**A higher TER ratio does not necessarily imply a poor return, nor does a low TER imply a good return. The current TER cannot be regarded as an indication of future TER's. Transaction Costs are a necessary cost in administering the Fund and impacts Fund returns. It should not be considered in isolation as returns may be impacted by many other factors over time including market returns, the type of Fund, the investment decisions of the investment manager and the TER. The TER and Transaction cost calculations are based upon the portfolio's direct costs for the financial year ended 31 December 2024, whilst the underlying portfolio's ratio and cost calculations are based upon their most recent published figures, being 30 September 2025.

INVESTMENT MANAGER

Anchor Capital (Pty) Ltd

Registration No: 2009/002925/07

25 Culross Road, Bryanston, Johannesburg, 2191

T: +27 11 591 0682 E: info@anchorcapital.co.za

Website: www.anchorcapital.co.za



Full details and basis of the award are available from the manager.

GLOSSARY:

Net Asset Value (NAV): means net asset value, which is the total market value of all assets in a portfolio including any income accruals less deductible expenses such as audit fees, brokerage and service fees.

Annualised Return: is the weighted average compound growth rate over the performance period measured.

Highest & Lowest Return: The highest and lowest rolling twelve-month performance of the portfolio since inception.

Total Expense Ratio (TER) reflects the percentage of the average Net Asset Value (NAV) of the portfolio that was incurred as charges, levies and fees related to the management of the portfolio. A higher TER does not necessarily imply a poor return, nor does a low TER imply a good return. The current TER cannot be regarded as an indication of future TER's.

Transaction Costs (TC) is the percentage of the value of the Fund incurred as costs relating to the buying and selling of the Fund's underlying assets. Transaction costs are a necessary cost in administering the Fund and impacts Fund returns.

FUND RISK:

Leverage Risk: The Fund borrows additional funds, trades on margin or performs short sale trades to amplify investment decisions. This means that the volatility of a hedge fund portfolio can be many times that of the underlying investments due to leverage on a fund.

Derivative Risk: Derivative positions are financial instruments that derive their value from an underlying asset. Derivatives are exposed to implicit leverage which could result in magnified gains and/or losses on the portfolio.

Counterparty Credit Risk: Counterparty risk is a type of credit risk and is the risk of default by the counterparty associated with trading derivative contracts. An example of counterparty credit risk is margin or collateral held with a prime broker.

Volatility Risk: Volatility refers to uncertainty and risk related to size of change of an instrument or portfolio. It is a statistical measure of the dispersion of returns for a given security or market index. Volatility is proportional to the directional exposure of a portfolio and is measured by Value at Risk (VaR) which is a statistical technique used to measure and quantify the level of volatility.

MANDATORY DISCLOSURES:

Collective Investment Schemes are generally medium to long term investments. The value of participatory interests (units) may go down as well as up. Past performance is not necessarily a guide to future performance. Collective investments are traded at ruling prices and can engage in scrip lending and borrowing. A schedule of fees, charges, minimum fees, and maximum commissions is available on request from the manager, as well as a detailed description of how performance fees are calculated and applied. The manager does not provide any guarantee in respect to the capital or the return of the portfolio. Excessive withdrawals from the fund may place the fund under liquidity pressure and in such circumstances, a process of ring fencing of withdrawal instructions and managed pay outs over time may be followed. Commission and incentives may be paid, and if so, are included in the overall costs. Portfolios may be closed to new investors in order to manage it efficiently according to its mandate. Prices are published daily on our website. Additional information, including Key Investor Information Documents, Minimum Disclosure Document, as well as other information relating to the portfolio is available, free of charge, on request from the manager.

Investment performance is for illustrative purposes only. The investment performance is calculated by taking the actual initial fees and all ongoing into account for the amount shown and income is reinvested on the reinvestment date. The performance figure given show the yield on a Net Asset value ("NAV") basis. The yield figure is not a forecast. Performance is not guaranteed, and investors should not accept it as representing expected future performance. Individual investor performance may differ as a result of initial fees, time of entry/actual

DISCLAIMER:

This document is confidential and issued for the information of the addressee and clients of the manager. It is subject to copyright and may not be reproduced in whole or in part without the written permission of the manager. The information, opinions and recommendations contained herein are and must be construed solely as statements of opinion and not statements of fact. No warranty, expressed or implied, as to the accuracy, timeliness, completeness, merchantability or fitness for any particular purpose of any such recommendation or information is given or made by the manager in any form or manner whatsoever. Each recommendation or opinion must be weighed solely as one factor in any investment or other decision made by or on behalf of any user of the information contained herein and such user must accordingly make its own study and evaluation of each strategy/security that it may consider purchasing, holding or selling and should appoint its own investment or financial or other advisers to assist the user in reaching any decision. The manager will accept no responsibility of whatsoever nature in respect of the use of any statement, opinion, recommendation or information contained in this document. This document is for information purposes only and does not constitute advice or a solicitation for funds.

Total Investment Charges (TIC%) = TER (%) + TC (%): The Total Investment Charges (TIC), the TER + the TC, is the percentage of the net asset value of the class of the Financial Product incurred as costs relating to the investment of the Financial Product. It should be noted that a TIC is the sum of two calculated ratios (TER+TC).

Frequency Distribution: How often returns occur within a specified band.

Derivative: A contract that derives its value (positive or negative) from another asset.

Leverage/Gearing: The use of securities, including derivative instruments, short positions or borrowed capital to increase the exposure beyond the capital employed to an investment.

Concentration and Sector Risk: A large proportion of total assets invested in specified assets, sectors or regions. Concentrated positions or concentrated sectors in a portfolio will materially impact the returns of the portfolio more so than diversified portfolios.

Correlation Risk: A measure that determines how assets move in relation to each other. Correlation risk arises when the correlation between asset classes change. Correlation risk also arises when the correlation within an asset class changes. Examples of correlation within asset classes include equity pairs trading, fixed income curve trading and commodities pairs trading.

Equity Risk: Applies to investment in shares or derivatives based on shares. The market price of shares varies depending on supply and demand of the shares. Equity risk is the risk of loss due to the drop in the market price of shares. Equity risk can either be systematic risk which is risk to the entire market based on political and economic indicators or unsystematic risk which is company specific and includes risk relating to company profits, future prospects and general consensus on the company or sector.

investment date, date of reinvestment, and dividends withholding tax. The annualised total return is the average return earned by an investment each year over a given time period. Actual annual figures are available from the manager on request.

Investors should note that the value of an investment is dependent on numerous factors which may include, but not limited to, share price fluctuations, interest and exchange rates and other economic factors. Where funds are invested in offshore assets, performance is further affected by uncertainties such as changes in government policy, taxation, currency risk, and other legal or regulatory developments. The Manager ensures fair treatment of investors by not offering preferential fee or liquidity terms to any investor within the same strategy. Should the portfolio invest into another Anchor co named portfolio, the investing fund will be reimbursed for any net investment management fees incurred by this investment so that there is no additional fee payable to Anchor.

The manager is registered and approved by the Financial Sector Conduct Authority under the Collective Investment Schemes Control Act 45 of 2002. The manager retains full legal responsibility for the portfolio Anchor Capital (Pty) Ltd (FSP No 39834 is authorised under the Financial Advisory and Intermediary Services Act 37 of 2002 to render investment management services. FirstRand Bank Limited is the appointed trustee and can be contacted on 087 736 1732.