

## Fund Overview

The Colchester Global Government Bond PIE Fund seeks to deliver growth and income to investors whilst offering the defensive characteristics of a global sovereign bond portfolio over the medium term. We believe that if we hold a portfolio of high real yielding bonds and currencies that are undervalued according to their real exchange rate that over time this will prove rewarding. At the heart of Colchester's value-oriented philosophy is the belief that investments should be valued in terms of the income they will generate in real terms. Our approach is based on the analysis of inflation, real interest rates and real exchange rates supplemented by an assessment of sovereign financial balances. Portfolios are constructed to benefit from those opportunities with the greatest relative investment potential for a given level of risk.

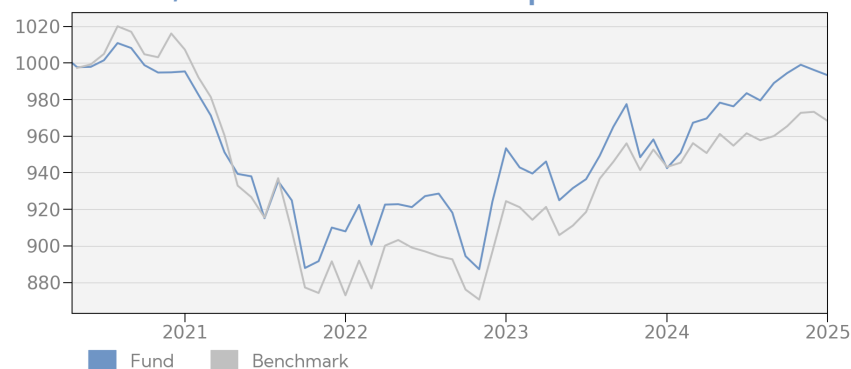
CUM Unit Price (31/12/2025)	Current Distribution p.a.	Net Annual Return Since Inception p.a.	Net Total Return Since Inception	Fund Size (in Millions)
0.862	3.5%	-0.14%	-0.67%	192.6 NZD

Past performance is not an indicator of future performance. Fund Inception: 2021-04-19

## Colchester Overview

- Privately owned specialist sovereign bond and currency asset manager.
- Founded by Chairman & CIO Ian Sims in 1999.
- Time proven value-oriented fixed income strategies.
- Highly experienced and stable team with a globally recognised track record.
- Strong client alignment with the investment team investing in the strategies & the company.

## Growth of 1,000 NZD Invested at Inception



## Net Performance (%)

	1M	3M	6M	YTD	1Y	Annualised				S.I.
						3Y	5Y	7Y	10Y	
<b>Fund</b>	-0.29%	-0.11%	1.00%	5.39%	5.39%	3.04%				-0.14%
<b>Benchmark</b>	-0.51%	0.30%	0.70%	2.67%	2.67%	3.52%				-0.68%
<b>Relative</b>	0.22%	-0.42%	0.30%	2.72%	2.72%	-0.47%				0.54%

## Calendar Year Net Performance (%)

	2025	2024	2023	2022	2021	2020	2019	2018	2017	2016
<b>Fund</b>	5.39%	-1.14%	5.00%	-8.79%	-0.46%					
<b>Benchmark</b>	2.67%	2.02%	5.90%	-13.34%	0.73%					
<b>Relative</b>	2.72%	-3.16%	-0.89%	4.55%	-1.19%					

Past performance is not an indicator of future performance.

## Key Information

<b>Fund Inception</b>	19/04/2021
<b>Benchmark</b>	FTSE World Government Bond Index (NZD Hedged)
<b>Management Fee</b>	0.60%
<b>Buy/Sell Fee</b>	Nil
<b>Distributions</b>	Quarterly Distribution
<b>Liquidity</b>	Daily
<b>Min Application</b>	50000 or as per platform
<b>Min Additional</b>	5000 or as per platform

## Platform Listings

APEX Wealth   Consilium   FNZ   NZX Wealth Technologies
---

## Fund Characteristics

	Fund	Benchmark
<b>Yield to Maturity (Unhedged)</b>	4.51%	3.28%
<b>Running Yield (Unhedged)</b>	4.00%	2.85%
<b>Modified Duration (Years)</b>	5.75	6.53
<b>Average Maturity (Years)</b>	7.27	8.4
<b>Average Coupon</b>	3.86%	2.80%
<b>Average Credit Quality</b>	AA-	AA

## Top 5 Securities Holdings

Security	Currency	Weight (%)
1 Mexico 7.75% Nov '34	MXN	4.06%
2 United States 4.375% Nov '28	USD	3.53%
3 United States 4% Jun '28	USD	3.14%
4 Poland I/L 2% Aug '36	PLN	3.09%
5 United States 2.75% Aug '32	USD	3.02%

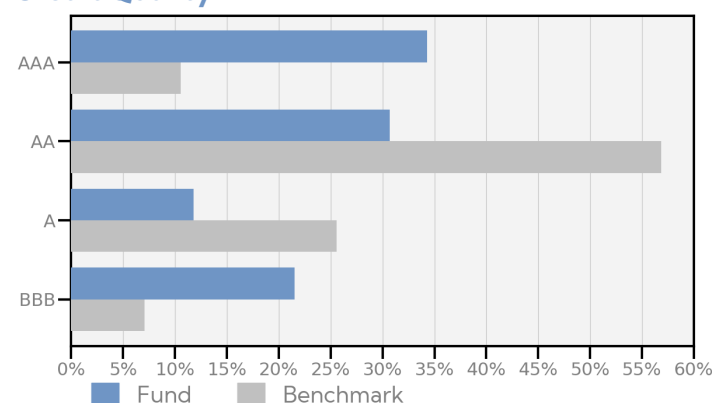
## 5 Largest Active Positions – Bonds (%)

Country	Fund	Versus Benchmark (%)
Europe	10.14%	-16.84%
United States	24.95%	-16.73%
Mexico	11.78%	10.98%
China	0.00%	-10.79%
New Zealand	9.92%	9.64%

## 5 Largest Active Positions – Currency (%)

Currency	Fund	Versus Benchmark (%)
United States Dollar	-7.15%	-7.15%
Japanese Yen	4.57%	4.57%
Euro	-3.61%	-3.61%
Chinese Yuan	3.16%	3.16%
South Korean Won	2.98%	2.98%

## Credit Quality



## Commentary

The Fund returned -0.22% (gross of fees) over the period, outperforming the benchmark which returned -0.51%. Bond selection added 0.28% to relative returns, while currency selection neither added nor detracted from returns. The top three positive bond contributors to relative returns were the underweight positions in Japan nominal bonds, Europe nominal bonds and US Treasuries. The top three positive currency contributors to relative returns were the overweight positions in Korean Won, Malaysian Ringgit and Swedish Krone.

Most financial assets generated robust returns in 2025, including global government bonds, although returns varied significantly across different markets. In December yields generally rose modestly despite a softening in headline inflation as a number of central banks expressed caution around further reductions in interest rates. Nevertheless, the final quarter of the year saw the FTSE World Government Bond Index return 0.7% in USD-hedged terms, bringing the full year return to 3.8%. In unhedged terms, Q4 returns were dragged lower to 0.1%, as the US dollar staged a modest recovery after the sharp decline over the first half of the year. The unhedged index delivered a robust 7.5% return for the full year.

In the US, the Federal Reserve cut interest rates by 25bps in December, its third consecutive reduction since September while signalling a potential pause in early 2026. Supporting its decision was November's CPI release which came in below expectations at 2.7% even as US growth remained resilient despite trade tensions. The US Treasury market returned 0.9% in Q4 and 6.3% for the full year. The Colchester global bond programme maintained an underweight position in US bonds, increasing it somewhat during the year, as the impact of higher inflation in the US relative to other economies reduced the attractiveness of Treasuries.

The Bank of England also lowered interest rates by 25bps to 3.75% in the past month, its fourth cut of the year but warned future easing will be a "closer call". Inflation eased from its recent peak of 3.8% to 3.2% in November due to lower food prices. A key recent development was the autumn budget which improved the fiscal outlook and bolstered investor confidence leading the UK gilt market to a strong return of 3.2% for the final quarter. This benefited the Colchester global bond programme as we increased the UK bond exposure during the second half of the year. In the Eurozone, the European Central Bank held rates unchanged at 2% as inflation hovered close to its 2% target. Performance of Eurozone bonds was mixed over the quarter, with German bunds falling -0.9%, while France and Italy fared better gaining 0.3% and 0.9% respectively. Over the year, non-core government bond markets outperformed as Italy returned 3.2%, Greece 2.2% and Spain 1.6%. The Colchester global bond programme has maintained an underweight in Eurozone bonds due to unattractive real yields.

Elsewhere, the Bank of Japan hiked interest rates by 25bps to a 30-year high pushing 10-year government bond yields above 2% for the first time since 1999. The announcement of a large fiscal stimulus added pressure to the bond market, leaving it the weakest performer in the index, returning -2.9% over the quarter and -8.5% over the full year. In contrast, Indonesian bonds returned 2.7% in Q4 and 12.6% for the year. The Mexican market also did well, returning 1.2% in Q4 and led the index for the year with a stellar return of 17.0%, supported by Banxico's easing of monetary policy. The Colchester programme remains underweight Japanese bonds and overweight Indonesia and Mexico, positions which underpinned the outperformance of the programme this year.

On the currency markets, the US dollar regained some strength in the final quarter. The Japanese yen depreciated -5.8% after the Bank of Japan offered limited guidance on its monetary normalisation path. The euro and British pound were broadly flat over the quarter while the Norwegian krone slipped -1.1%. The Swedish krona bucked the trend however, rising 2% and Asian currencies such as the Malaysian ringgit rose 3.7% and Chinese yuan gained 1.9%. Despite nominal depreciation in the US dollar during 2025, our analysis show it remains over 20% overvalued in real terms. Accordingly, the programme will maintain an underweight in the US dollar, and favours Asian currencies such as the Japanese yen, the Chinese yuan and Malaysian ringgit along with the Norwegian krone and Swedish krona.

## Sales & Marketing Enquiries



Monica Hood  
Head of Distribution – Australia and New Zealand

Email: [mhood@colchesterglobal.com](mailto:mhood@colchesterglobal.com)  
Phone: +61 431 478 780

Team Email: [MarketingClientServiceAUSNZ@colchesterglobal.com](mailto:MarketingClientServiceAUSNZ@colchesterglobal.com)  
Website: [www.colchesterglobal.co.nz](http://www.colchesterglobal.co.nz)

## Fund Administration & Client Service Enquiries

Colchester Global Investors Unit Registry

Applications

Email: [contact@iisolutions.co.nz](mailto:contact@iisolutions.co.nz)

Fax: +64 4 4999 654

Post: PO Box 25003

Wellington 6140, New Zealand

Client Service Enquiries

Email: [contact@iisolutions.co.nz](mailto:contact@iisolutions.co.nz)

Fax: +64 4 4999 654

Transactions

Email: [contact@iisolutions.co.nz](mailto:contact@iisolutions.co.nz)

## Fund Shareclass Research Ratings




Morningstar Medalist Rating™ As of 29/05/2025

Analyst Driven % 100

Data Coverage % 100

## Colchester Fund Awards



<sup>1</sup> Refer to Important Information and Disclosures

## Important Information and Disclosures

This document is intended for the exclusive use of financial advisers and wholesale investors. It is not to be used by retail investors and should not be distributed or published without the prior consent of FundRock NZ Limited.

This document is provided by Colchester Global Investors (Singapore) Pte. Ltd ("Colchester") in good faith and is designed as a summary to accompany the Product Disclosure Statement for the Colchester Investment Funds ("Scheme") and the Colchester Global Government Bond PIE Fund ("Fund"). The Product Disclosure Statement is available from Colchester, or the issuer, FundRock NZ Limited ("FundRock"), and on <https://disclose-register.companiesoffice.govt.nz/>. The information contained in this document is not an offer of units in the Fund or a proposal or an invitation to make an offer to sell, or a recommendation to subscribe for or purchase, any units in the Fund. Any person wishing to apply for units in the Fund must complete the application form which is available from Colchester or FundRock. The information and any opinions in this document are based on sources that Colchester believes are reliable and accurate. Colchester, its directors, officers and employees make no representations or warranties of any kind as to the accuracy or completeness of the information contained in this document and disclaim liability for any loss, damage, cost or expense that may arise from any reliance on the information or any opinions, conclusions or recommendations contained in it, whether that loss or damage is caused by any fault or negligence on the part of Colchester, or otherwise, except for any statutory liability which cannot be excluded. All opinions reflect Colchester's judgment on the date of this document and are subject to change without notice. This disclaimer extends to FundRock, and any entity that may distribute this document. The information in this document is not intended to be financial advice for the purposes of the Financial Markets Conduct Act 2013 ("FMC Act"), as amended by the Financial Services Legislation Amendment Act 2019 ("FSLAA"). In particular, in preparing this document, Colchester did not take into account the investment objectives, financial situation and particular needs of any particular person. Professional investment advice from an appropriately qualified adviser should be taken before making any investment. Past performance is not necessarily indicative of future performance, unit prices may go down as well as up and an investor in the fund may not recover the full amount the capital that they invest. No part of this document may be reproduced without the permission of Colchester or FundRock. FundRock is the issuer and manager of the Scheme. Colchester is the investment manager of the Scheme. The Fund invests in a New Zealand dollar hedged share class of an underlying offshore fund called the Colchester Global Bond Enhanced Currency Fund, a sub-fund of The Colchester Multi-Strategy Global Bond Fund plc (an Irish registered UCITS fund) ("Underlying Fund") which is also managed by Colchester. Please refer to FundRock for further details <https://www.fundrock.com/fundrock-new-zealand/frnz-documents-and-reporting/>.

Net of fee returns reflect the deduction of fees and expenses and are calculated on the basis of the applicable fee rates as described in the PDS. Additional information regarding policies and procedures for calculating and reporting returns is also available on request.

This information is provided for indicative purposes only, and is supplied in good faith based on sources which we believe, but do not guarantee, to be accurate or complete as of the date of this factsheet. Such information is current as of the date of this factsheet and may be subject to change without notice. If there is any conflict between this factsheet and the PDS, the PDS shall prevail.

This factsheet is not to be used or considered as an offer to sell or solicitation of an offer to buy any securities. Nothing in this factsheet should be construed as providing any type of investment, tax or other advice, or be considered a solicitation, recommendation, endorsement or offer to purchase or sell any financial instrument. London Stock Exchange Group plc and its group undertakings (collectively, the "LSE Group"). © LSE Group 2026. FTSE Russell is a trading name of certain of the LSE Group companies. "FTSE®" is a trade mark of the relevant LSE Group companies and is used by any other LSE Group company under license. "TMX®" is a trade mark of TSX, Inc. and used by the LSE Group under license. All rights in the FTSE Russell indexes or data vest in the relevant LSE Group company which owns the index or the data. Neither LSE Group nor its licensors accept any liability for any errors or omissions in the indexes or data and no party may rely on any indexes or data contained in this communication. No further distribution of data from the LSE Group is permitted without the relevant LSE Group company's express written consent. The LSE Group does not promote, sponsor or endorse the content of this communication.

Valuation and returns have been calculated in NZD as at month end. The WMR exchange rate used by the index provider in compiling FTSE World Government Bond Index (NZD Hedged) is the predominant exchange rate used in valuing the Fund.

All securities are rated by Nationally Recognized Statistical Rating Organizations (NRSRO) Moody's, Standard & Poor's (S&P), and/or Fitch. If a security is rated by more than one of these organisations, the highest rating assigned is used in our credit rating breakdowns. Ratings are measured on a scale that generally ranges from AAA (being the highest) to D (being the lowest).

The Colchester Global Government Bond PIE Fund has a Morningstar Medalist Rating™ of "Bronze" as of 29/05/2025. © 2026 Morningstar, Inc. All rights reserved. The information contained herein: (1) is proprietary to Morningstar and/or its affiliates or content providers; (2) may not be copied, adapted or distributed; (3) is not warranted to be accurate, complete or timely and 4) has been prepared for clients of Morningstar Australasia Pty Ltd (ABN: 95 090 665 544, AFSL: 240892), subsidiary of Morningstar. Neither Morningstar nor its content providers are responsible for any damages arising from the use and distribution of this information. Past performance is no guarantee of future results. Any general advice has been provided without reference to your financial objectives, situation or needs. For more information refer to our Financial Services Guide at [www.morningstar.com.au/s/fsg.pdf](http://www.morningstar.com.au/s/fsg.pdf). You should consider the advice in light of these matters and if applicable, the relevant Product Disclosure Statement before making any decision to invest. Morningstar's publications, ratings and products should be viewed as an additional investment resource, not as your sole source of information. Morningstar's full research reports are the source of any Morningstar Ratings and are available from Morningstar or your adviser. To obtain advice tailored to your situation, contact a financial adviser. Some material is copyright and published under license from ASX Operations Pty Ltd ACN 004 523 782.