

Fund update

For the quarter ended 31 March 2022

- **Russell Investment Funds**
- **Russell Investments Global Listed Infrastructure Fund**

This fund update was first made publicly available on: 03 May 2022

What is the purpose of this update?

This document tells you how the Russell Investments Global Listed Infrastructure Fund has performed and what fees were charged. The document will help you to compare the fund with other funds. Implemented Investment Solutions Limited prepared this update in accordance with the Financial Markets Conduct Act 2013. This information is not audited and may be updated.

Description of this fund

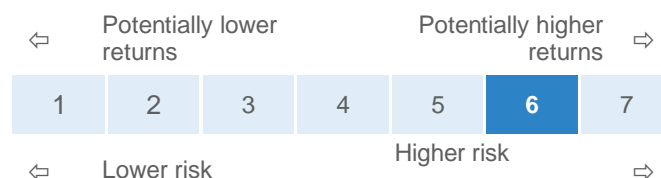
Objective: To provide a total return, before costs and tax, higher than the S&P Global Listed Infrastructure Index NZD Hedged (Net TR) over the long term.

Strategy: The Fund invests predominantly in infrastructure and infrastructure related securities that are listed or expected to be listed within the next six months, on stock exchanges in developed and emerging markets. Foreign currency exposures are largely hedged back to New Zealand dollars.

Total value of the fund	\$NZ 113,077,555
The date the fund started	17 March 2022

What are the risks of investing?

Risk indicator for the Russell Investments Global Listed Infrastructure Fund¹.



The risk indicator is rated from 1 (low) to 7 (high). The rating reflects how much the value of the fund's assets goes up and down. A higher risk generally means higher potential returns over time, but more ups and downs along the way.

To help you clarify your own attitude to risk, you can seek financial advice or work out your risk profile at <https://sorted.org.nz/>.

Note that even the lowest category does not mean a risk-free investment, and there are other risks that are not captured by this rating.

This risk indicator is not a guarantee of a fund's future performance. The risk indicator is based on the returns data for 5 years to 31 March 2022. While risk indicators are usually relatively stable, they do shift from time to time. The risk indicator will continue to be updated in future fund updates.

See the product disclosure statement (PDS) for more information about the risks associated with investing in this fund.

How has the fund performed?

	Past year
Annual return (after deductions for charges and tax)	Not Applicable
Annual return (after deductions for charges but before tax)	Not Applicable
Market index annual return (reflects no deduction for charges and tax)	17.81%

The market index return is the S&P Global Listed Infrastructure Index NZD Hedged (Net TR). Additional information about the market index is available on the offer register at <https://disclose-register.companiesoffice.govt.nz>.

What fees are investors charged?

Investors in the Russell Investments Global Listed Infrastructure Fund are charged fund charges which are:

	% of net asset value ³
Total fund charges (including GST)	1.05%
Which are made up of:	
Total manager and administration charges (including GST)	1.05%
Including:	
Manager's basic fee (excluding GST)	0.85%
Other management and administration charges (including GST)	0.20%

Investors may also be charged individual action fees for specific actions or decisions (for example, for withdrawing from or switching funds). See the PDS for the Russell Investment Funds on the offer register at <https://disclose-register.companiesoffice.govt.nz> for more information about those fees.

Example of how this applies to an investor⁴

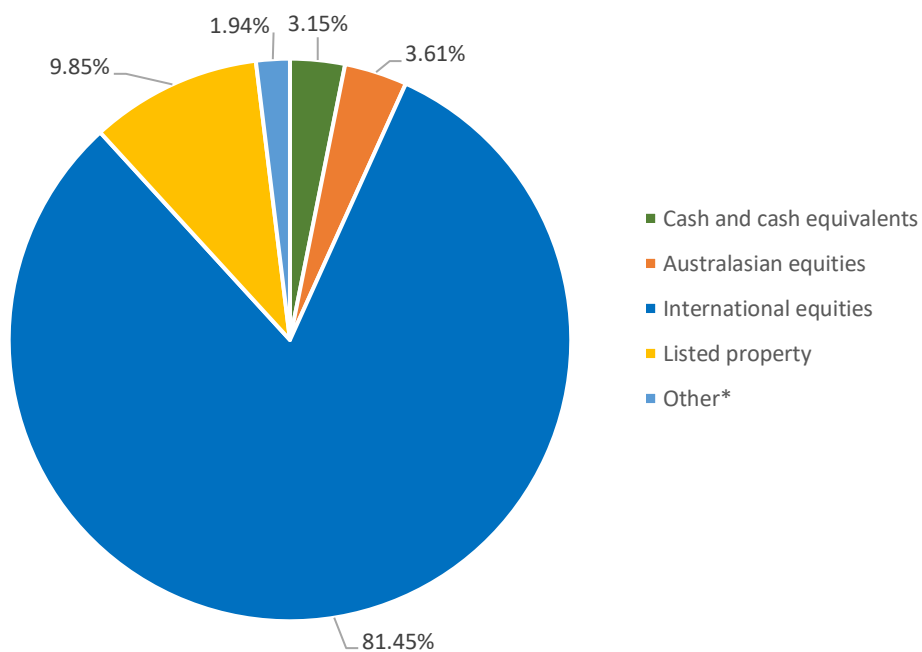
Small differences in fees and charges can have a big impact on your investment over the long term.

Anthony had \$10,000 in the fund when the fund received its first contribution, on 17 March 2022, and did not make any further contributions. At the end of the period to 31 March 2021, Anthony received a return after fund charges were deducted of \$596 (that is 5.96% of his initial \$10,000). This gives Anthony a total return after tax of \$581 for the period.

What does the fund invest in?

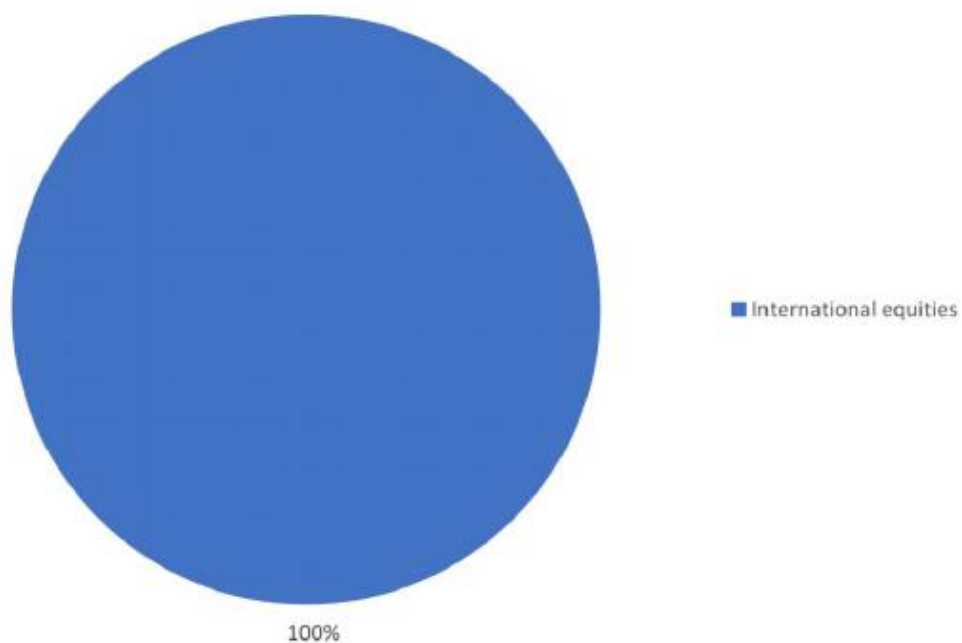
This shows the types of assets that the fund invests in.

Actual investment mix



*Forward currency contracts.

Target investment mix



Top 10 investments

	Name	% of Fund net assets	Type	Country	Credit rating (if applicable)
1	NZD BNP PARIBAS A/C	6.34%	Cash and cash equivalents	NZ	A+
2	TRANSURBAN GROUP ORDINARY SHARES UNITS STAPLED SECURITIES	4.81%	Australasian equities	AU	N/A
3	NEXTERA ENERGY INC	4.46%	International equities	US	N/A
4	AENA SME S.A.	4.33%	International equities	ES	N/A
5	CHENIERE ENERGY INC	3.33%	International equities	US	N/A
6	TC ENERGY CORP	2.51%	International equities	CN	N/A
7	GETLINK SE EUR 0.40	2.33%	International equities	FR	N/A
8	SEMPRA ENERGY USD	2.21%	International equities	US	N/A
9	ATLANTIA SPA	2.21%	International equities	IT	N/A
10	DOMINION ENERGY INC	2.17%	International equities	US	N/A

The top 10 investments make up 34.70% of the net asset value of the fund.

Key personnel

This shows the directors and employees who have the most influence on the investment decisions of the fund.

Name	Current position	Time in current position	Previous or other current position	Time in previous or other current position
Patrick Nikodem	Senior Portfolio Manager - Equity, Russell Investments	1 year 0 months	Portfolio Manager, Equity	1 year 0 months
Bruce Eidelson	Director, Senior Portfolio Manager, Equity	2 years 0 months	Director, Senior Portfolio Manager	6 years 4 months

Further information

You can also obtain this information, the PDS for the Russell Investment Funds, and some additional information from the offer register at <https://disclose-register.companiesoffice.govt.nz>.

Notes

1. Market index returns have been used to determine the risk indicator as the fund has not been operating for the required five years. The risk indicator may therefore provide a less reliable indicator of the fund's future volatility.
2. As the fund only started accepting contributions on 17 March 2022, historical fee information is not available.
3. As the fund has not existed for a full year, figures in this example are based on returns from the date of the first fund contribution (17 March 2022).