



# Fund Update

## For the quarter ended 30 June 2025

- Russell Investment Funds
- Russell Investments Global Shares Fund

This fund update was first made publicly available on: 30 October 2025

This is a replacement fund update. It replaces the previous fund update for the quarter ending on 30 June 2025, first made publicly available on 28 July 2025. This replacement has corrected the total fund charges in the "What fees are investors charged?" section.

### What is the purpose of this update?

This document tells you how the Russell Investments Global Shares Fund has performed and what fees were charged. The document will help you to compare the fund with other funds. FundRock NZ Limited prepared this update in accordance with the Financial Markets Conduct Act 2013. This information is not audited and may be updated.

### Description of this fund

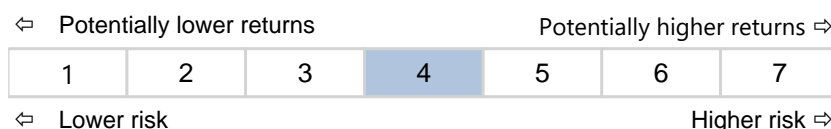
**Objective:** To provide a total return, before costs and tax, higher than the MSCI ACWI – Net Index - over the long term.

**Strategy:** The underlying investment exposure is predominantly to a broad range of international shares listed on stock exchanges in developed markets and emerging international markets. The Fund employs certain investment exclusions, please refer to the SIPO for further details. Derivatives may be used to obtain or reduce exposure to securities and markets, to implement investment strategies and to manage risk.

Total value of the fund	\$323,109,778
The date the fund started	14 November 2012

### What are the risks of investing?

Risk indicator for the Russell Investments Global Shares Fund.



The risk indicator is rated from 1 (low) to 7 (high). The rating reflects how much the value of the fund's assets goes up and down. A higher risk generally means higher potential returns over time, but more ups and downs along the way.

To help you clarify your own attitude to risk, you can seek financial advice or work out your risk profile at <https://sorted.org.nz/>.



Note that even the lowest category does not mean a risk-free investment, and there are other risks that are not captured by this rating.

This risk indicator is not a guarantee of a fund's future performance. The risk indicator is based on the returns data for 5 years to 30 Jun 2025. While risk indicators are usually relatively stable, they do shift from time to time. The risk indicator will continue to be updated in future fund updates.

See the product disclosure statement (**PDS**) for more information about the risks associated with investing in this fund.

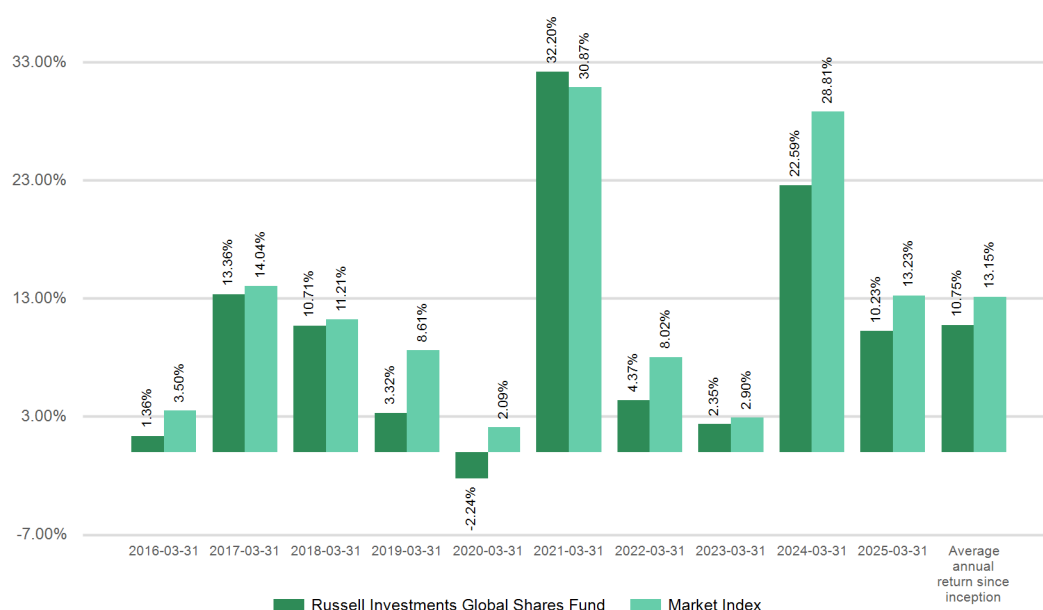
### How has the fund performed?

	Average over past 5 years	Past year
Annual return (after deductions for charges and tax)	12.35%	12.58%
Annual return (after deductions for charges but before tax)	13.73%	13.86%
Market index annual return (reflects no deduction for charges and tax)	14.99%	16.61%

The market index return is MSCI ACWI Net Total Return Index (NZD). This has been the market index since the inception of the fund.

Additional information about the market index is available on the offer register at <https://disclose-register.companiesoffice.govt.nz>.

## Annual Return Graph See note 1



This shows the return after fund charges and tax for each year ending 31 March since the fund started. The last bar shows the average annual return since the fund started, up to 30 June 2025.

**Important:** This does not tell you how the fund will perform in the future.

Returns in this update are after tax at the highest prescribed investor rate (PIR) of tax for an individual New Zealand resident. Your tax may be lower.

## What fees are investors charged?

Investors in the Russell Investments Global Shares Fund are charged fund charges. In the year to 31 March 2025 these were:

	% of net asset value (inc. GST)
<b>Total fund charges</b>	0.93%
Which are made up of:	
Total manager and admin charges (inc. GST)	0.93%
Including:	
Manager's basic fee (inc. GST)	0.83%
Other management and administration charges	0.10%
Total performance-based fees	0.00%



Investors may also be charged individual action fees for specific actions or decisions (for example, for withdrawing from or switching funds). See the PDS for the Russell Investments Global Shares Fund on the offer register at <https://disclose-register.companiesoffice.govt.nz> for more information about those fees.

## **Example of how this applies to an investor**

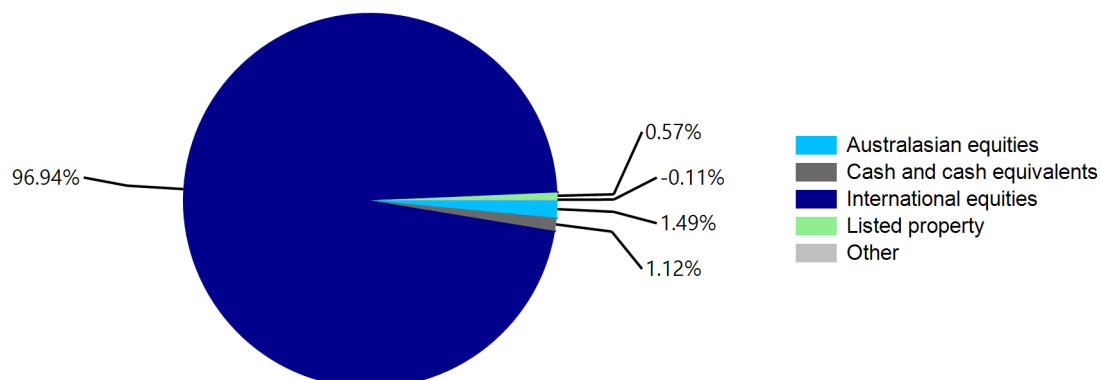
Small differences in fees and charges can have a big impact on your investment over the long term.

Anthony had \$10,000 in the fund at the start of the year and did not make any further contributions. At the end of the year, Anthony received a return after fund charges were deducted of \$1,386 (that is 13.86% of his initial \$10,000). This gives Anthony a return after tax of \$1,258 for the year.

## What does the fund invest in?

This shows the types of assets that the fund invests in.


Actual Investment Mix



Foreign currency was not hedged to New Zealand dollars as at 30 June 2025

Note: "Other" includes Derivatives

Target Investment Mix



"International equities" may include Australasian equities and listed property.



## Top 10 investments

	Asset Name	% of Fund net assets	Type	Country	Credit Rating (if applicable)
1	S&P 500 Emini 2509 F	18.38%	International equities	US	
2	Microsoft Corp	2.98%	International equities	US	
3	Taiwan Semiconduct Manufacturing Usd	2.19%	International equities	TW	
4	Meta Platforms Inc	1.73%	International equities	US	
5	Nvidia Corp	1.44%	International equities	US	
6	Alphabet Inc Cap Cl C	1.36%	International equities	US	
7	Amazon Com Inc	1.26%	International equities	US	
8	Spi 200 2509 Fut	1.22%	Australasian equities	AU	
9	Apple Inc	1.19%	International equities	US	
10	Cash at Bank (BNZ)	1.12%	Cash and cash equivalents	NZ	AA-

The top 10 investments make up 32.89% of the net asset value of the fund.

## Key Personnel

Name	Current position	Time in current position	Previous or other current position	Time in previous or other current position
Jordan McCall	Lead Portfolio Manager, Global Equities, Russell Investments	2 years 6 months	Back-up Portfolio Manager, Russell Investments	7 years 3 months
Patrick Egan	Back-up Portfolio Manager, Russell Investments	2 years 6 months	Member of Global Equity portfolio management team, Russell Investments	17 years

## Further information

You can also obtain this information, the PDS for the Russell Investment Funds, and some additional information from the offer register at <https://disclose-register.companiesoffice.govt.nz>.



---

## Notes

1. The bar chart shows fund returns after deducting fees and tax. Tax is deducted at the highest Prescribed Investor Rate of 28%. However, the market index returns are shown before deducting fees and tax.