



Fund Update

For the quarter ended 31 March 2026

- **Foundation Series Funds**
- **Foundation Series High Growth Fund**

This fund update was first made publicly available on: 01 May 2026

What is the purpose of this update?

This document tells you how the Foundation Series High Growth Fund has performed and what fees were charged. The document will help you to compare the fund with other funds. FundRock NZ Limited prepared this update in accordance with the Financial Markets Conduct Act 2013. This information is not audited and may be updated.

Description of this fund

Objective: The fund aims to perform broadly in line with the return of its investment benchmark before fees and tax over the long-term.

Strategy: Aims for high long-run returns by investing in a diversified portfolio of predominantly growth assets but with a small amount of income asset exposure. The Fund incorporates certain responsible investment considerations and is exposed to investment strategies that seek to limit exposure to companies involved in specific business practices.

Total value of the fund	\$9,989,231
The date the fund started	4 March 2025

What are the risks of investing?^{See note 1}

Risk indicator for the Foundation Series High Growth Fund.



The risk indicator is rated from 1 (low) to 7 (high). The rating reflects how much the value of the fund's assets goes up and down. A higher risk generally means higher potential returns over time, but more ups and downs along the way.

To help you clarify your own attitude to risk, you can seek financial advice or work out your risk profile at <https://sorted.org.nz/>.



Note that even the lowest category does not mean a risk-free investment, and there are other risks that are not captured by this rating.

This risk indicator is not a guarantee of a fund's future performance. The risk indicator is based on the returns data for 5 years to 31 Mar 2026. While risk indicators are usually relatively stable, they do shift from time to time. The risk indicator will continue to be updated in future fund updates.

See the product disclosure statement (**PDS**) for more information about the risks associated with investing in this fund.

How has the fund performed?

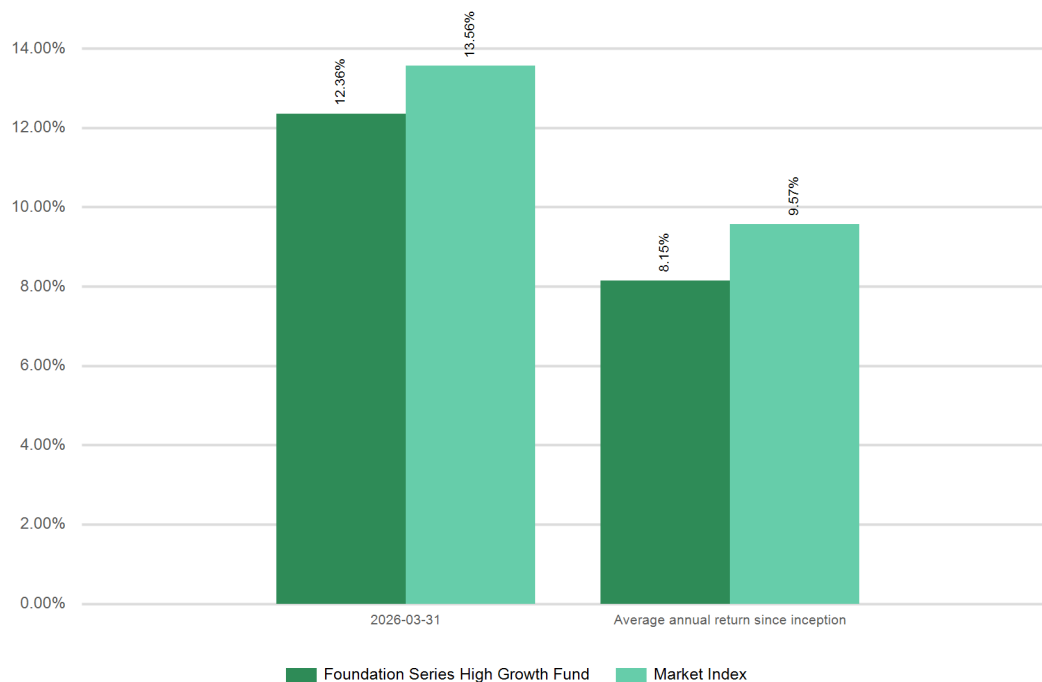
	Past year
Annual return (after deductions for charges and tax)	12.36%
Annual return (after deductions for charges but before tax)	13.63%
Market index annual return (reflects no deduction for charges and tax)	13.56%

The market index return is weighted average return of the asset class benchmark indices. This has been the market index since the inception of the fund.

Additional information about the market index is available on the offer register at <https://disclose-register.companiesoffice.govt.nz>.



Annual Return Graph See note 3



This shows the return after fund charges and tax for each year ending 31 March since the fund started. The last bar shows the average annual return since the fund started, up to 31 March 2026.

Important: This does not tell you how the fund will perform in the future.

Returns in this update are after tax at the highest prescribed investor rate (PIR) of tax for an individual New Zealand resident. Your tax may be lower.

What fees are investors charged? See note 2

Investors in the Foundation Series High Growth Fund are charged fund charges. In the year to 31 March 2026 these were:

	% of net asset value (inc. GST)
Total fund charges	0.37%
Which are made up of:	
Total manager and admin charges (inc. GST)	0.37%
Including:	
Manager's basic fee (inc. GST)	0.37%
Other management and administration charges	0.00%
Total performance-based fees	0.00%



"Manager's basic fee" includes an estimate of the charges incurred in the underlying fund in which the fund invests. The estimate incorporates information provided by the underlying fund manager as well as information sourced from the underlying fund's disclosure documents.

Investors may also be charged individual action fees for specific actions or decisions (for example, for withdrawing from or switching funds). See the PDS for the Foundation Series High Growth Fund on the offer register at <https://disclose-register.companiesoffice.govt.nz> for more information about those fees.

Example of how this applies to an investor

Small differences in fees and charges can have a big impact on your investment over the long term.

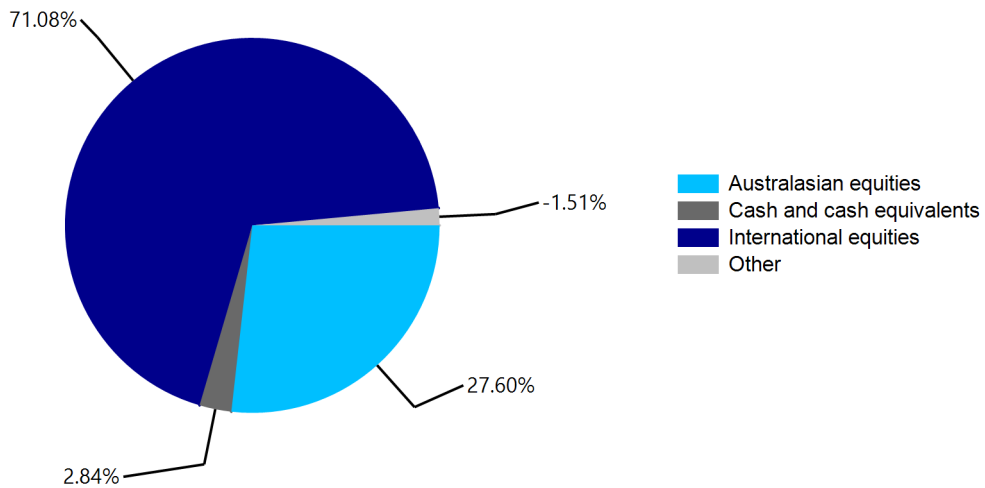
Anthony had \$10,000 in the fund at the start of the year and did not make any further contributions. At the end of the year, Anthony received a return after fund charges were deducted of \$1,363 (that is 13.63% of his initial \$10,000). This gives Anthony a return after tax of \$1,236 for the year.



What does the fund invest in?

This shows the types of assets that the fund invests in.

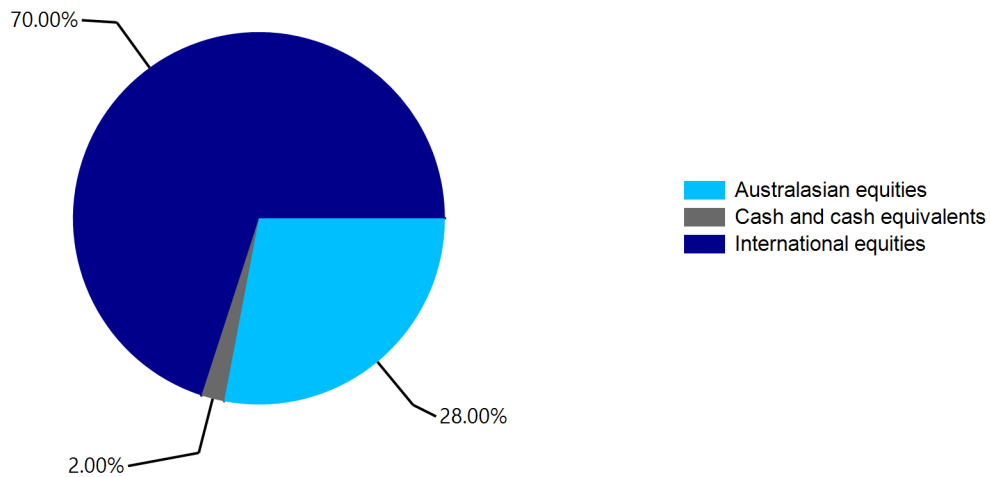
Actual Investment Mix



Foreign currency exposure was 47.99% hedged to New Zealand dollars as at 31 March 2026

'Australasian equities' includes listed property

Target Investment Mix



'Australasian equities' may include listed property



Top 10 investments See note 4

	Asset Name	% of Fund net assets	Type	Country	Credit Rating (if applicable)
1	Vanguard ESG US Stock ETF	47.53%	International equities	US	
2	Harbour Sustainable NZ Shares Fund	27.79%	Australasian equities	NZ	
3	Vanguard ESG INTL Stock ETF	23.55%	International equities	US	
4	Cash at Bank (BNZ)	2.65%	Cash and cash equivalents	NZ	AA-

The top 10 investments make up 101.51% of the net asset value of the fund.

Key Personnel

Name	Current position	Time in current position	Previous or other current position	Time in previous or other current position
Anthony Sowerby	Investment Committee Member	6 years	Head of Investment Management Oversight, FundRock NZ	4 years 6 months
Jason Choy	Investment Committee Member	3 years 8 months	Senior Portfolio Manager, InvestNow	3 years 9 months
Kimi David	Investment Committee Member	1 year 2 months	Data and Reporting Manager, FundRock NZ	3 years 11 months
Mike Heath	Investment Committee Member	6 years	General Manager, InvestNow	8 years

Further information

You can also obtain this information, the PDS for the Foundation Series Funds, and some additional information from the offer register at <https://disclose-register.companiesoffice.govt.nz>.



Notes

1. A combination of actual fund returns and market index returns have been used to determine the risk indicator as the fund has not been operating for the required five years. The risk indicator may therefore provide a less reliable indicator of the fund's future volatility.
2. As the fund has not completed a full scheme year as at 31 March 2025, historical fee information is not available.
3. The bar chart shows fund returns after deducting fees and tax. Tax is deducted at the highest Prescribed Investor Rate of 28%. However, the market index returns are shown before deducting fees and tax.
4. The top 10 assets may add up to more than 100% of NAV as the fund also has liabilities which offsets these assets.