



Note that even the lowest category does not mean a risk-free investment, and there are other risks that are not captured by this rating.

This risk indicator is not a guarantee of a fund's future performance. The risk indicator is based on the returns data for 5 years to 31 Mar 2026. While risk indicators are usually relatively stable, they do shift from time to time. The risk indicator will continue to be updated in future fund updates.

See the product disclosure statement (**PDS**) for more information about the risks associated with investing in this fund.

How has the fund performed?

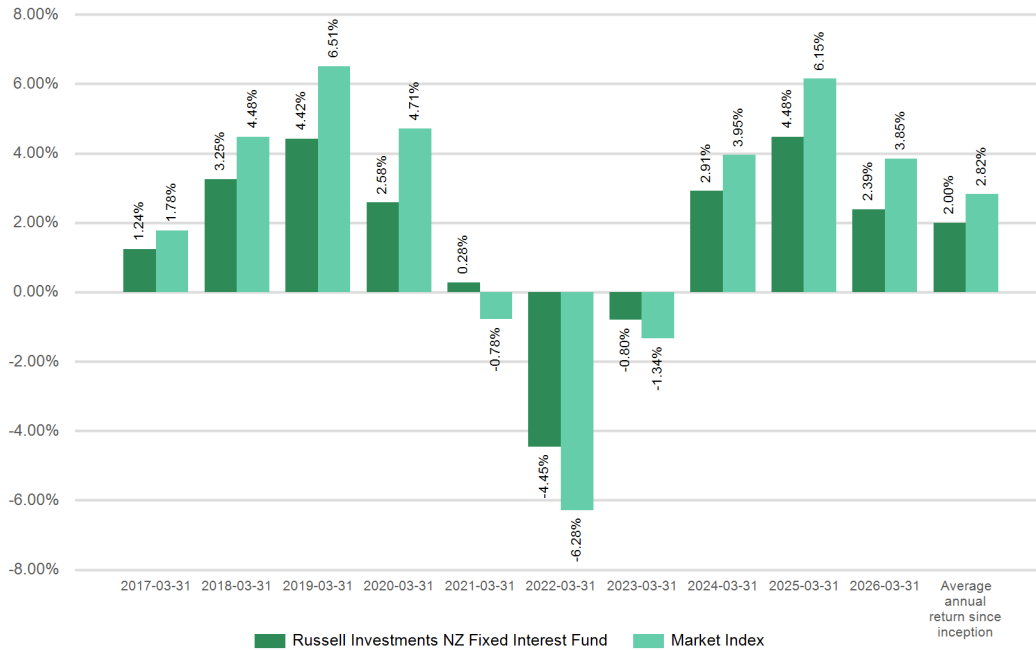
	Average over past 5 years	Past year
Annual return (after deductions for charges and tax)	0.85%	2.39%
Annual return (after deductions for charges but before tax)	1.16%	3.30%
Market index annual return (reflects no deduction for charges and tax)	1.16%	3.85%

The market index return is Bloomberg NZBond Composite 0+ Yr Index. From 1 December 2014 to 28 June 2019, the market index was a composite comprising 75% of the S&P/NZX NZ Government Stock Index and 25% of the S&P/NZX A Grade Corporate Bond Index. Before 1 December 2014 the market index was the ANZ NZ Government Stock Index.

Additional information about the market index is available on the offer register at <https://disclose-register.companiesoffice.govt.nz>.



Annual Return Graph See note 1



This shows the return after fund charges and tax for each year ending 31 March since the fund started. The last bar shows the average annual return since the fund started, up to 31 March 2026.

Important: This does not tell you how the fund will perform in the future.

Returns in this update are after tax at the highest prescribed investor rate (PIR) of tax for an individual New Zealand resident. Your tax may be lower.

What fees are investors charged?

Investors in the Russell Investments NZ Fixed Interest Fund are charged fund charges. In the year to 31 March 2026 these were:

	% of net asset value (inc. GST)
Total fund charges	0.49%
Which are made up of:	
Total manager and admin charges (inc. GST)	0.49%
Including:	
Manager's basic fee (inc. GST)	0.41%
Other management and administration charges	0.08%
Total performance-based fees	0.00%



Investors may also be charged individual action fees for specific actions or decisions (for example, for withdrawing from or switching funds). See the PDS for the Russell Investments NZ Fixed Interest Fund on the offer register at <https://disclose-register.companiesoffice.govt.nz> for more information about those fees.

Example of how this applies to an investor

Small differences in fees and charges can have a big impact on your investment over the long term.

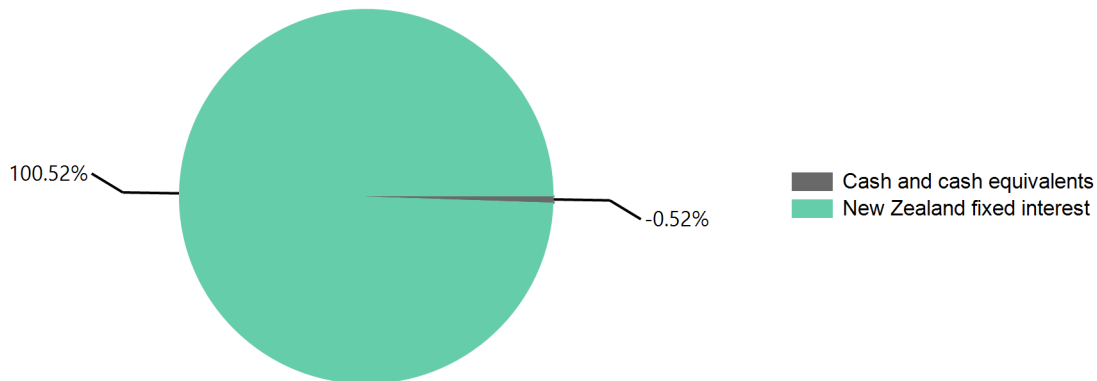
Anthony had \$10,000 in the fund at the start of the year and did not make any further contributions. At the end of the year, Anthony received a return after fund charges were deducted of \$330 (that is 3.30% of his initial \$10,000). This gives Anthony a return after tax of \$239 for the year.



What does the fund invest in?

This shows the types of assets that the fund invests in.

Actual Investment Mix

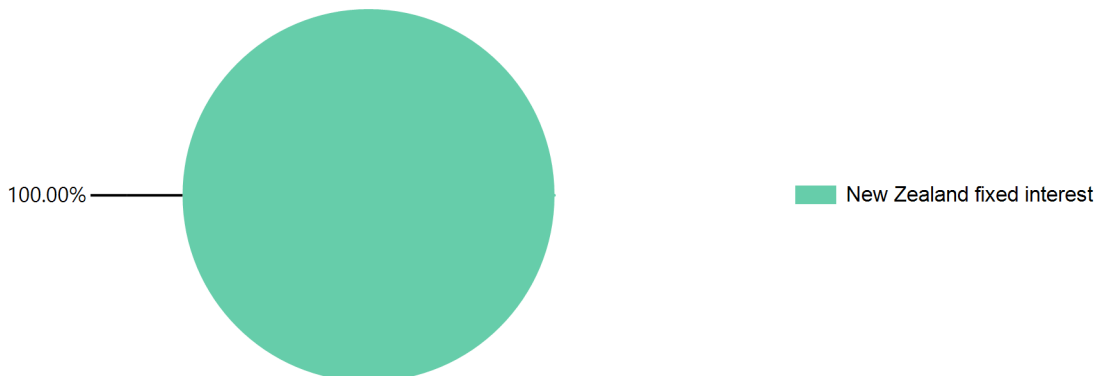


Foreign currency was not hedged to New Zealand dollars as at 31 March 2026

Note: "Other" includes derivatives and global bond futures.

The fund's foreign currency fixed interest securities are largely hedged back to the New Zealand dollar. Investment in international fixed interest is restricted to the Australian fixed income market either through Australian denominated debt securities or derivative instruments.

Target Investment Mix



"New Zealand fixed interest" may include international fixed interest.



Top 10 investments

	Asset Name	% of Fund net assets	Type	Country	Credit Rating (if applicable)
1	NZGB 3% 20/04/2029	7.44%	New Zealand fixed interest	NZ	AAA
2	NZGB 3.5% 14/04/2033	6.32%	New Zealand fixed interest	NZ	AAA
3	NZGB 4.50% 15/04/2027	6.31%	New Zealand fixed interest	NZ	AAA
4	NZGB 1.5% 15/05/2031	5.46%	New Zealand fixed interest	NZ	AAA
5	NZGB 4.50% 15/05/2030	5.14%	New Zealand fixed interest	NZ	AAA
6	NZGV 4.25% 15/05/2036	5.00%	New Zealand fixed interest	NZ	AAA
7	NZGV 4.5% 15/05/2035	4.84%	New Zealand fixed interest	NZ	AAA
8	NZGV 0.25% 15/05/2028	4.75%	New Zealand fixed interest	NZ	AAA
9	NZGB 2% 15/05/2032	4.58%	New Zealand fixed interest	NZ	AAA
10	NZGB 4.25% 15/05/2034	3.31%	New Zealand fixed interest	NZ	AAA

The top 10 investments make up 53.14% of the net asset value of the fund.

Key Personnel

Name	Current position	Time in current position	Previous or other current position	Time in previous or other current position
Alistair Martyres	Lead Portfolio Manager, Russell Investments	11 months	Director, Customised Solutions	11 years 9 months

Further information

You can also obtain this information, the PDS for the Russell Investment Funds, and some additional information from the offer register at <https://disclose-register.companiesoffice.govt.nz>.



Notes

1. The bar chart shows fund returns after deducting fees and tax. Tax is deducted at the highest Prescribed Investor Rate of 28%. However, the market index returns are shown before deducting fees and tax.