

Fund Update

For the quarter ended 30 June 2022

- Colchester Investment Funds
- Colchester Global Government Bond PIE Fund

This fund update was first made publicly available on: 28 July 2022

This is a replacement fund update. It replaces the previous fund update for the quarter ending 30 June 2022, first made publicly available on 28 July 2022. We identified that there were incorrect returns. These have been corrected in this fund update and resulted in a change to the “How has the fund performed” and “Example of how this applies to an investor” sections.

What is the purpose of this update?

This document tells you how the Colchester Global Government Bond PIE Fund has performed and what fees were charged. The document will help you to compare the fund with other funds. Implemented Investment Solutions Limited prepared this update in accordance with the Financial Markets Conduct Act 2013. This information is not audited and may be updated.

Description of this fund

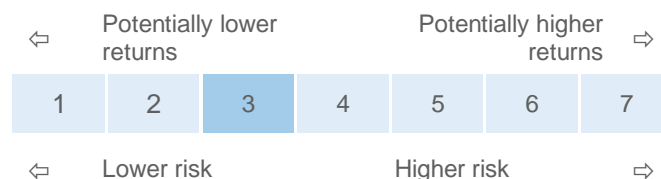
Objective: The Fund aims to achieve favourable income and capital returns from a globally diversified portfolio of primarily sovereign debt or debt-like securities and currencies. An associated objective is the preservation and enhancement of principal.

Strategy: The Fund invests in the Colchester Global Bond Enhanced Currency Fund (Underlying UCITS Fund) and cash or cash equivalent securities. The Underlying Fund holds an actively managed portfolio of sovereign bonds, investment grade corporate bonds, mortgage securities, currencies and other similar securities. The Underlying Fund can also invest in emerging market debt, high yield debt, and below investment grade non-sovereign and corporate debt. The Underlying Fund may use derivatives.

Total value of the fund	\$NZ 9,050,349
The date the fund started	21 April 2021

What are the risks of investing?

Risk indicator for the Colchester Global Government Bond PIE Fund¹.



The risk indicator is rated from 1 (low) to 7 (high). The rating reflects how much the value of the fund's assets goes up and down. A higher risk generally means higher potential returns over time, but more ups and downs along the way.

To help you clarify your own attitude to risk, you can seek financial advice or work out your risk profile at www.sorted.org.nz.

Note that even the lowest category does not mean a risk-free investment, and there are other risks that are not captured by this rating.

This risk indicator is not a guarantee of a fund's future performance. The risk indicator is based on the returns data for 5 years to 30 June 2022. While risk indicators are usually relatively stable, they do shift from time to time. The risk indicator will continue to be updated in future fund updates.

See the product disclosure statement (PDS) for more information about the risks associated with investing in this fund.

How has the fund performed?

	Past year
Annual return (after deductions for charges and tax)	-6.29%
Annual return (after deductions for charges but before tax)	-8.64%
Market index annual return (reflects no deduction for charges and tax)	-8.90%

The market index return is the FTSE World Government Bond Index hedged into New Zealand dollars. This has been the market index since the inception of the fund. Additional information about the market index is available on the offer register at www.disclose-register.companiesoffice.govt.nz.

What fees are investors charged?

Investors in the Colchester Global Government Bond PIE Fund are charged fund charges which are:

	% of net asset value (including GST)
Total fund charges (estimate) ²	0.77%
Which are made up of:	
Total manager and administration charges	0.77%
Including:	
Manager's basic fee (including GST)	0.77%
Other management and administration charges	0.00%

Investors may also be charged individual action fees for specific actions or decisions (for example, for withdrawing from or switching funds). See the PDS for the Colchester Investment Funds on the offer register at www.disclose-register.companiesoffice.govt.nz for more information about those fees.

Example of how this applies to an investor

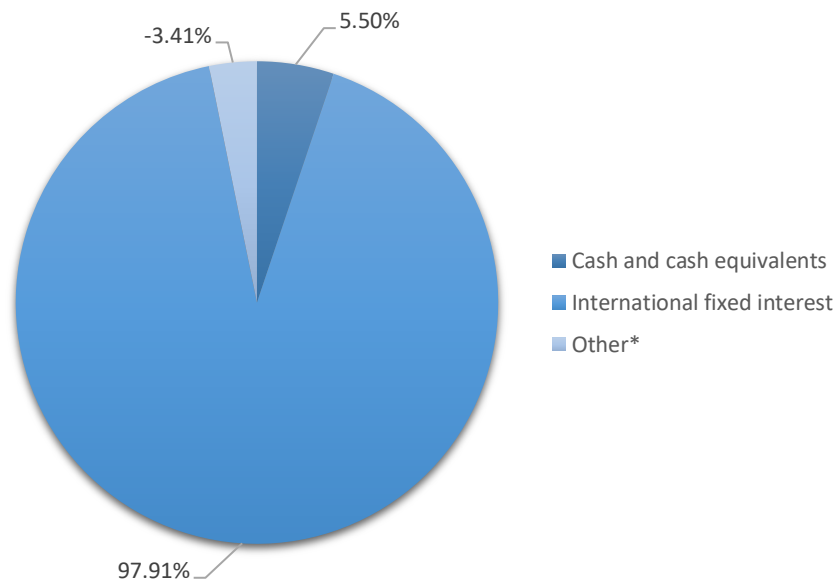
Small differences in fees and charges can have a big impact on your investment over the long term.

Anthony had \$10,000 in the fund at the start of the year and did not make any further contributions. At the end of the year, Anthony incurred a loss after fund charges were deducted of \$864 (that is -8.64% of his initial \$10,000). This gives Anthony a total loss after tax of \$629 for the year.

What does the fund invest in?

This shows the types of assets that the fund invests in.

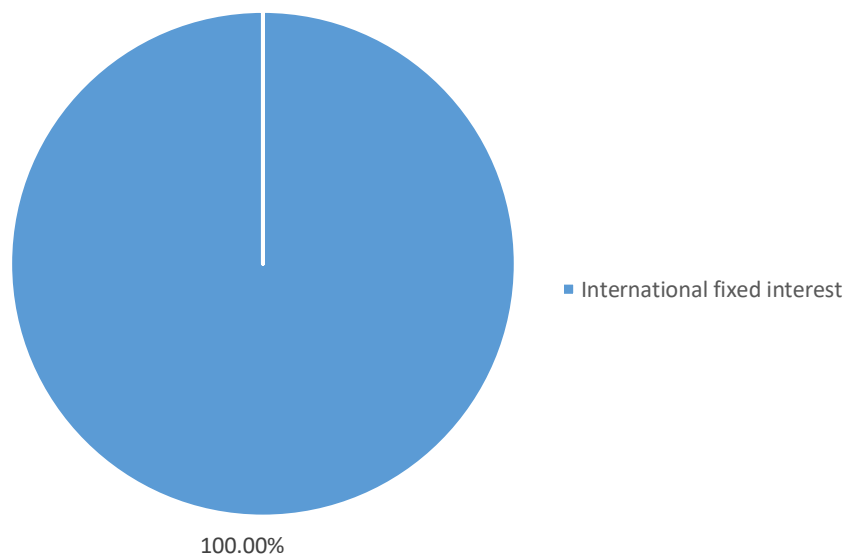
Actual investment mix



* Derivates

Foreign currency exposure was 94.67% hedged to New Zealand dollars as at 30 June 2022.

Target investment mix



Top 10 investments

	Name	% of Fund net assets	Type	Country	Credit rating (if applicable)
1	US Treasury 2.375% 15 Aug2024	3.66%	International fixed interest	US	AA+
2	US Treasury 1.5% 15 Aug 2026	2.90%	International fixed interest	US	AA+
3	Singapore Government 3.5 1Mar 2027	2.85%	International fixed interest	SG	A+
4	Japanese Government 0.3% 20Jun2039	2.84%	International fixed interest	JP	AA+
5	Indonesia Government 6.5% 15Feb2031	2.61%	International fixed interest	ID	BBB
6	Norwegian Government 1.25% 17Sep2031	2.15%	International fixed interest	NO	AAA
7	Singapore Government 3% 1Sep2024	2.06%	International fixed interest	SG	AAA
8	Cash (Underlying fund)	2.00%	Cash and cash equivalents	IE	
9	Indonesia Government 5.5% 15Apr2026	1.94%	International fixed interest	ID	BBB
10	Japanese Govt 0.1% 20Sep2024	1.90%	International fixed interest	JP	A+

The top 10 investments make up 24.91% of the net asset value of the fund.

Key personnel

This shows the directors and employees who have the most influence on the investment decisions of the fund.

Name	Current position	Time in current position	Previous or other current position	Time in previous or other current position
Ian Sims	Chairman & Chief Investment Officer	22 years 3 months	Delaware International CIO Global Fixed Income	10 years 3 months
Keith Lloyd	Chief Executive Officer & Deputy Chief Investment Officer	22 years 3 months	World Bank Lead Fixed Income Manager	8 years 3 months

Further information

You can also obtain this information, the PDS for the Colchester Investment Funds, and some additional information from the offer register at www.disclose-register.companiesoffice.govt.nz.

Notes

¹ A combination of actual fund returns and market index returns have been used to determine the risk indicator as the fund has not been operating for the required five years. Market index returns have been used until 30 April 2021 and fund returns thereafter. The risk indicator may therefore provide a less reliable indicator of the fund's future volatility.

² As the fund only started accepting contributions on 21 April 2021, historical fee information is not available.