



# Fund Update

## For the quarter ended 31 March 2026

- ACI Funds
- ACI Conservative Fund

This fund update was first made publicly available on: 01 May 2026

### What is the purpose of this update?

This document tells you how the ACI Conservative Fund has performed and what fees were charged. The document will help you to compare the fund with other funds. FundRock NZ Limited prepared this update in accordance with the Financial Markets Conduct Act 2013. This information is not audited and may be updated.

### Description of this fund

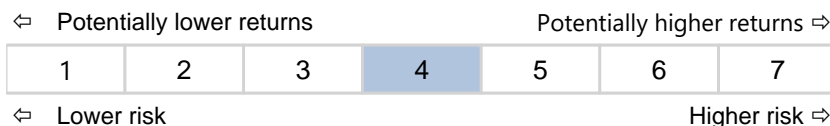
Objective: To achieve a rate of return (net of fees but before tax) of at least 1.75% per annum above inflation (as measured by Statistics New Zealand's Consumer Price Index) over the longer term. Its objective is to provide relatively consistent returns, with some capital growth over the long term.

Strategy: Exposure to asset classes is achieved by primarily investing in DFA Australia Limited (Dimensional) funds, utilising their Sustainability Trusts where available. The allocations include a bias towards international diversification. Certain underlying Dimensional funds have an increased exposure to shares in small companies, value companies and companies with higher profitability with the objective of benefitting from a premium return from these companies over time. Such premiums are not always present year on year, which can drive shorter term differences in returns.

<b>Total value of the fund</b>	\$4,388,277
<b>The date the fund started</b>	4 April 2023

### What are the risks of investing? See note 1

Risk indicator for the ACI Conservative Fund.



The risk indicator is rated from 1 (low) to 7 (high). The rating reflects how much the value of the fund's assets goes up and down. A higher risk generally means higher potential returns over time, but more ups and downs along the way.

To help you clarify your own attitude to risk, you can seek financial advice or work out your risk profile at <https://sorted.org.nz/>.



Note that even the lowest category does not mean a risk-free investment, and there are other risks that are not captured by this rating.

This risk indicator is not a guarantee of a fund's future performance. The risk indicator is based on the returns data for 5 years to 31 Mar 2026. While risk indicators are usually relatively stable, they do shift from time to time. The risk indicator will continue to be updated in future fund updates.

See the product disclosure statement (**PDS**) for more information about the risks associated with investing in this fund.

## How has the fund performed?

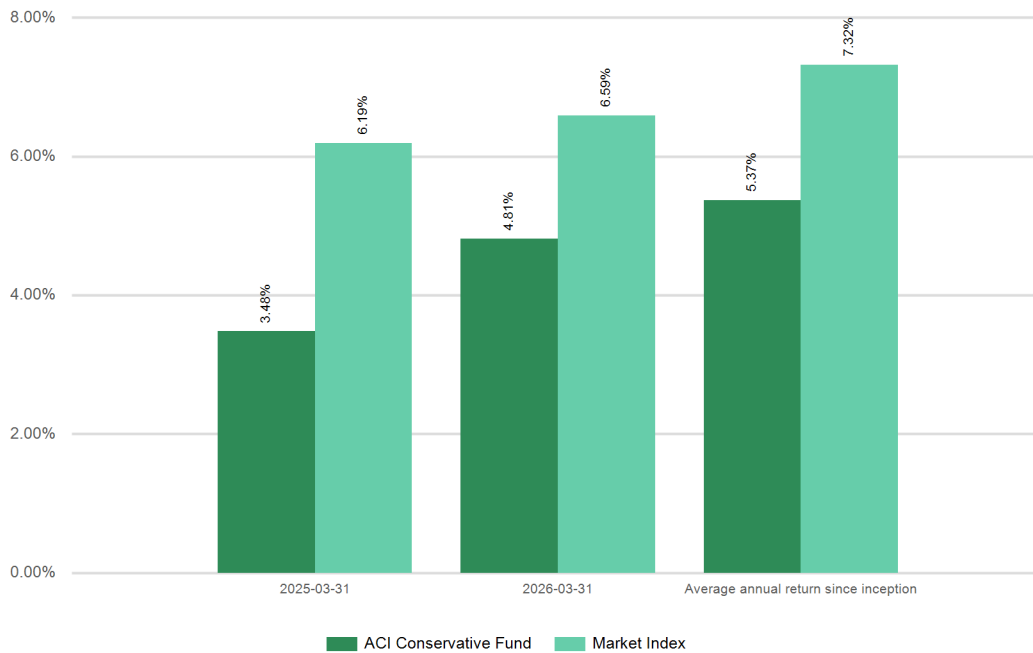
	Past year
Annual return (after deductions for charges and tax)	4.81%
Annual return (after deductions for charges but before tax)	5.42%
Market index annual return (reflects no deduction for charges and tax)	6.59%

The market index return is ACI Conservative - Composite Index. The benchmark indices used for each asset class are defined in the Statement of Investment Policy and Objectives (SIPO). This has been the market index since the inception of the fund.

Additional information about the market index is available on the offer register at <https://disclose-register.companiesoffice.govt.nz>.



**Annual Return Graph** See note 2



This shows the return after fund charges and tax for each year ending 31 March since the fund started. The last bar shows the average annual return since the fund started, up to 31 March 2026.

**Important:** This does not tell you how the fund will perform in the future.

Returns in this update are after tax at the highest prescribed investor rate (PIR) of tax for an individual New Zealand resident. Your tax may be lower.

**What fees are investors charged?**

Investors in the ACI Conservative Fund are charged fund charges. In the year to 31 March 2026 these were:

	<b>% of net asset value (inc. GST)</b>
<b>Total fund charges</b>	1.50%
Which are made up of:	
Total manager and admin charges (inc. GST)	1.50%
Including:	
Manager's basic fee (inc. GST)	0.42%
Other management and administration charges	1.08%
Total performance-based fees	0.00%



(A) The total fund charges for the most recent financial year differ from the estimate disclosed in the Product Disclosure Statement (PDS), primarily due to deviations from the assumptions regarding the total fund value and an underestimate of the GST charged to the fund. Notwithstanding this variance, the fee estimate disclosed in the PDS remains a reasonable and appropriate indication of expected future total fund charges. (B) "Other management and administration charges" includes an estimate of the charges incurred in the underlying funds in which the fund invests. The estimate incorporates information provided by the underlying fund manager as well as information sourced from the underlying fund's disclosure documents.

Investors may also be charged individual action fees for specific actions or decisions (for example, for withdrawing from or switching funds). See the PDS for the ACI Conservative Fund on the offer register at <https://disclose-register.companiesoffice.govt.nz> for more information about those fees.

### **Example of how this applies to an investor**

Small differences in fees and charges can have a big impact on your investment over the long term.

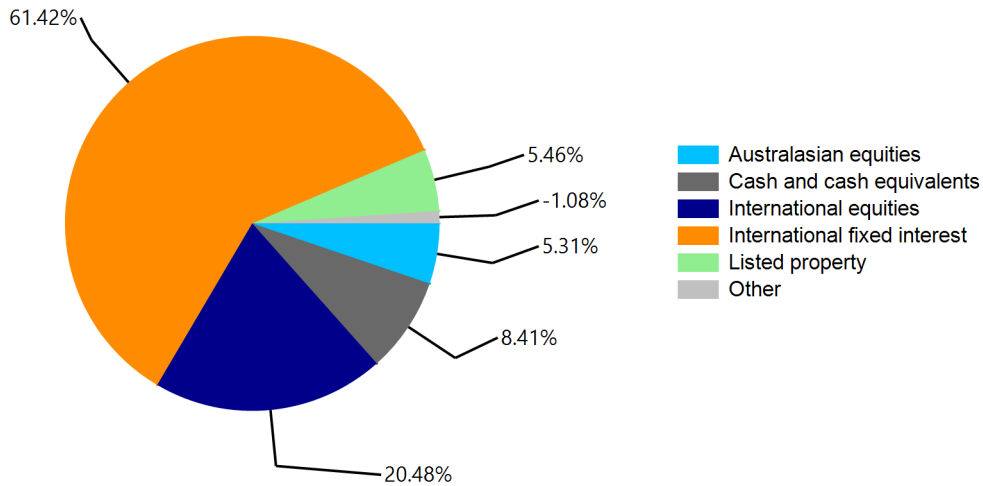
Anthony had \$10,000 in the fund at the start of the year and did not make any further contributions. At the end of the year, Anthony received a return after fund charges were deducted of \$542 (that is 5.42% of his initial \$10,000). This gives Anthony a return after tax of \$481 for the year.



## What does the fund invest in?

This shows the types of assets that the fund invests in.

Actual Investment Mix

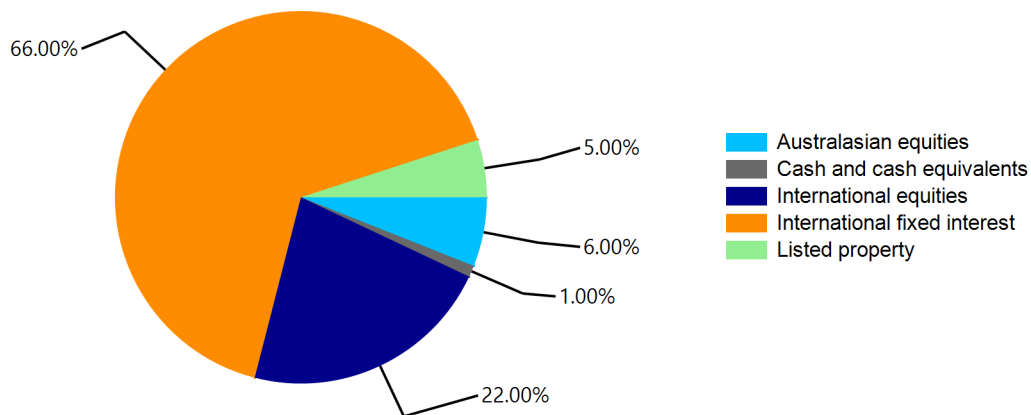


Foreign currency exposure was 80.00% hedged to New Zealand dollars as at 31 March 2026

Note: "Other" includes derivatives.

The fund aims to hedge 100% of foreign currency exposures in the underlying international fixed-interest assets, 100% of property exposure and 50% of the underlying international equity assets. Currency exposure in Australian equities and Emerging Markets equities is unhedged. The overall target hedging ratio of the portfolio is 82%.

Target Investment Mix





## Top 10 investments

	Asset Name	% of Fund net assets	Type	Country	Credit Rating (if applicable)
1	Dimensional Global Bond Sustain Trust Aud Class	42.65%	International fixed interest	AU	
2	Dimensional Two Year Sustain Fixed Interest Trust	18.77%	International fixed interest	AU	
3	Cash at Bank (BNZ)	8.41%	Cash and cash equivalents	NZ	AA-
4	Dimensional Global Real Estate Trust NZD Hedged Class	5.07%	Listed property	NZ	
5	Dimensional Emerging Markets Sustainability Trust AUD	4.37%	International equities	AU	
6	Smartshares NZ Core Equity Trust	4.10%	Australasian equities	NZ	
7	Apple Inc	0.81%	International equities	US	
8	Nvidia Corp	0.80%	International equities	US	
9	Meta Platforms Inc	0.33%	International equities	US	
10	Amazon Com Inc	0.32%	International equities	US	

The top 10 investments make up 85.62% of the net asset value of the fund.

## Key Personnel

Name	Current position	Time in current position	Previous or other current position	Time in previous or other current position
Nicholas Stewart	Director, Stewart Group Asset Management Limited	13 years 8 months	Chief Executive Officer, Stewart Financial Group Limited	12 years 9 months
Rory O'Neill	Director, Stewart Group Asset Management Limited	3 years 5 months	General Manager, Stewart Financial Group Limited	7 years 4 months

## Further information

You can also obtain this information, the PDS for the ACI Funds, and some additional information from the offer register at <https://disclose-register.companiesoffice.govt.nz>.



---

## Notes

1. A combination of actual fund returns and market index returns have been used to determine the risk indicator as the fund has not been operating for the required five years. Market index returns have been used until 30 April 2023 and fund returns thereafter. The risk indicator may therefore provide a less reliable indicator of the fund's future volatility.
2. The bar chart shows fund returns after deducting fees and tax. Tax is deducted at the highest Prescribed Investor Rate of 28%. However, the market index returns are shown before deducting fees and tax.