

---

# Sustainability Report

Dimensional Global Bond Sustainability PIE Fund

As at 31 March 2025

FundRock NZ Limited is the issuer and manager of the Funds. The material in this document is provided by the investment manager of the Funds, DFA Australia Limited (incorporated in Australia, AFS License No. 238093, ABN 46 065 937 671).

This material is provided for information only. This material does not give any recommendation or opinion to acquire any financial product or any financial advice product and is not financial advice to you or any other person. No account has been taken of the objectives, financial situation or needs of any particular person. Accordingly, investors should, before acting on the advice, consider the appropriateness of the advice, having regard to the investor's objectives, financial situation and needs. Any opinions expressed in this material reflect our judgement at the date of publication and are subject to change.

Investors should consider the Product Disclosure Statement, Other Material Information document and Statement of Investment Policy and Objectives in relation to the Funds. These are available from the manager at [www.fundrock.com/fundrock-new-zealand/frnz-documents-and-reporting/](http://www.fundrock.com/fundrock-new-zealand/frnz-documents-and-reporting/) or on the Disclose register at <https://disclose-register.companiesoffice.govt.nz/>. Detailed information regarding how non-financial factors are considered for sustainability purposes are included within the Statement of Investment Policy and Objectives.

# Focused Approach Guided by Science

## Data Driven

We use environmental data to identify issues we believe have the potential to impose significant external costs on future generations.

## Climate Focused

Our approach to sustainability focuses on the emissions that cause climate change.

## Transparent Reporting

Our strategies are designed to provide a meaningful reduction in carbon footprint exposure.

**Dimensional's sustainability strategies pursue reduced carbon footprint exposure.**

# Emissions Data

Focusing on greenhouse gas emissions data enables a climate-focused investment approach

## Relevancy

Greenhouse gas emissions are the primary driver of climate change.

## Accessibility

Companies around the world report greenhouse gas emissions annually.

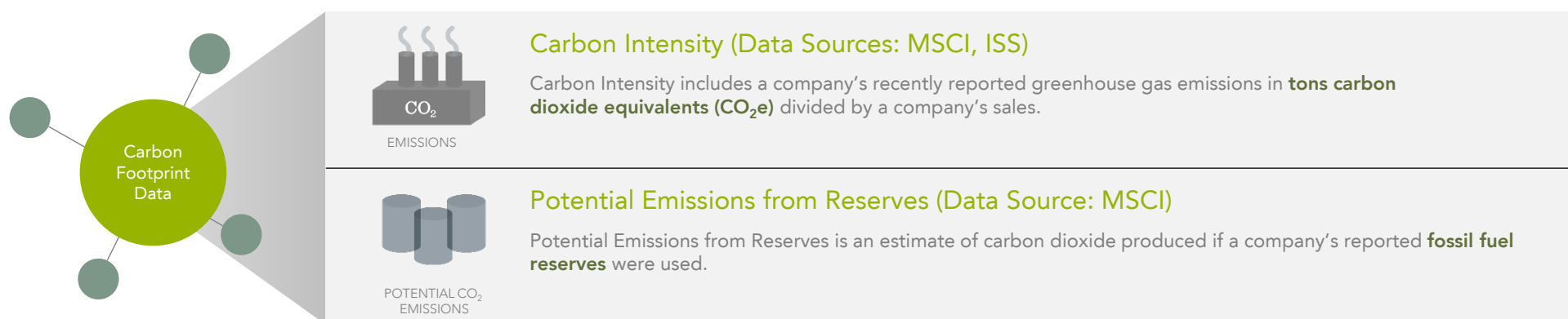
## Comparability

Comparing companies' emissions data allows investors to compare companies' environmental characteristics.

# Understanding Carbon Footprint Data

Evaluating company emissions by considering what's in the air and in the ground

## Carbon Footprint Components:



## Carbon Concepts at a Glance

### What are carbon dioxide equivalents (CO<sub>2</sub>e)?

CO<sub>2</sub>e is a unit used to compare emissions of the seven greenhouse gases by converting each gas to an equivalent amount of CO<sub>2</sub> based on their global warming potential.<sup>1</sup>

### What is 1 Ton CO<sub>2</sub>e?



Equivalent to emissions from **427** litres of petrol consumed<sup>1</sup>



Equivalent to carbon sequestered by **1.2** acres of US forests in one year<sup>1</sup>

### What are fossil fuel reserves?

Companies may have physical assets that include coal, oil, and natural gas, which can lead to high emissions in the future.<sup>2</sup>

1. Source: EPA.gov.

2. Source: MSCI

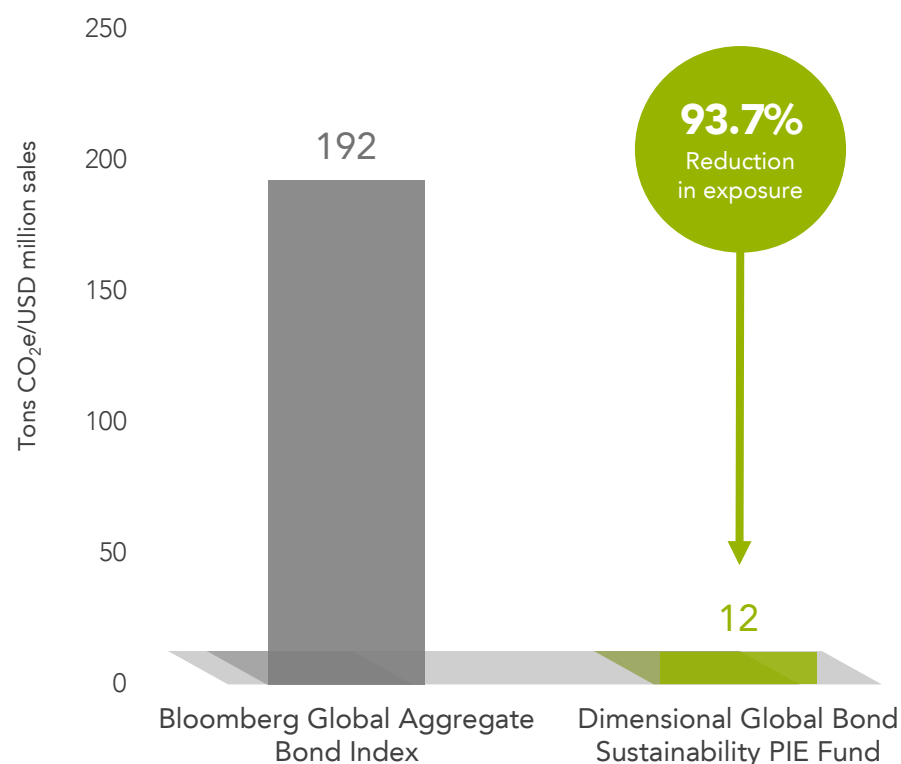
Carbon Intensity represents a company's recently reported or estimated Scope 1 (direct) + Scope 2 (indirect) greenhouse gas emissions in carbon dioxide equivalents (CO<sub>2</sub>e) normalized by sales in USD (metric tons CO<sub>2</sub>e per USD million sales). Greenhouse gases included are carbon dioxide (CO<sub>2</sub>), methane (CH<sub>4</sub>), nitrous oxide (N<sub>2</sub>O), hydrofluorocarbons (HFCs), perfluorocarbons (PFCs), sulfur hexafluoride (SF<sub>6</sub>), and nitrogen trifluoride (NF<sub>3</sub>). Potential Emissions from Reserves is a theoretical estimate calculated by MSCI of carbon dioxide produced if a company's reported reserves of oil, gas, and coal were converted to energy, given estimated carbon and energy densities of the respective reserves.

# Carbon Footprint

Emissions exposure as at 31 March 2025

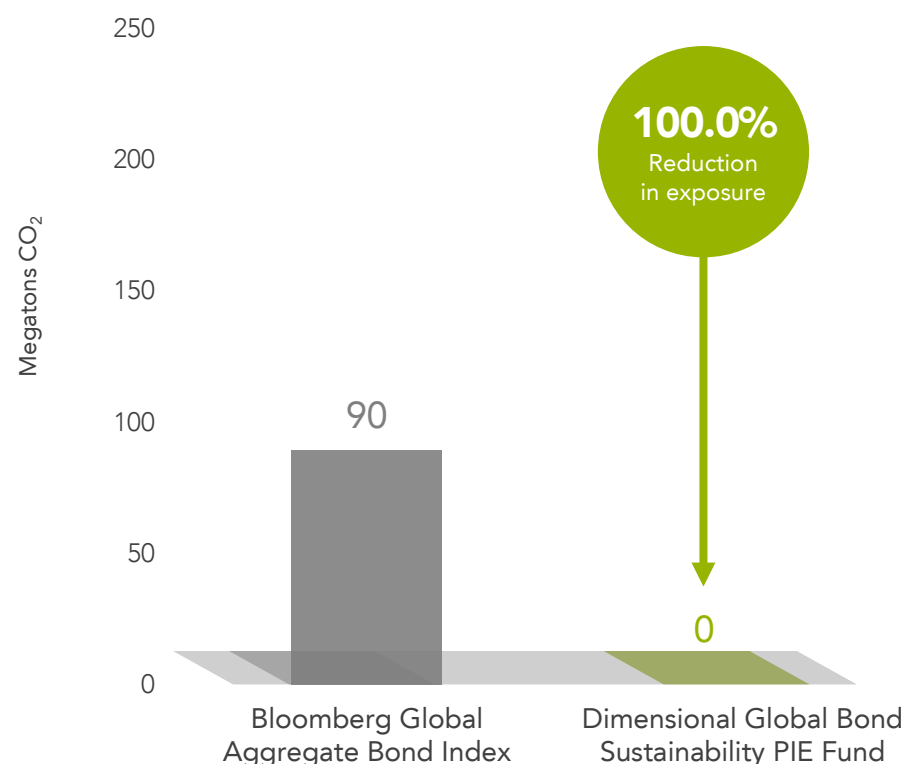
## Weighted Average Carbon Intensity

Corporate Bonds Only



## Weighted Average Potential Emissions from Reserves

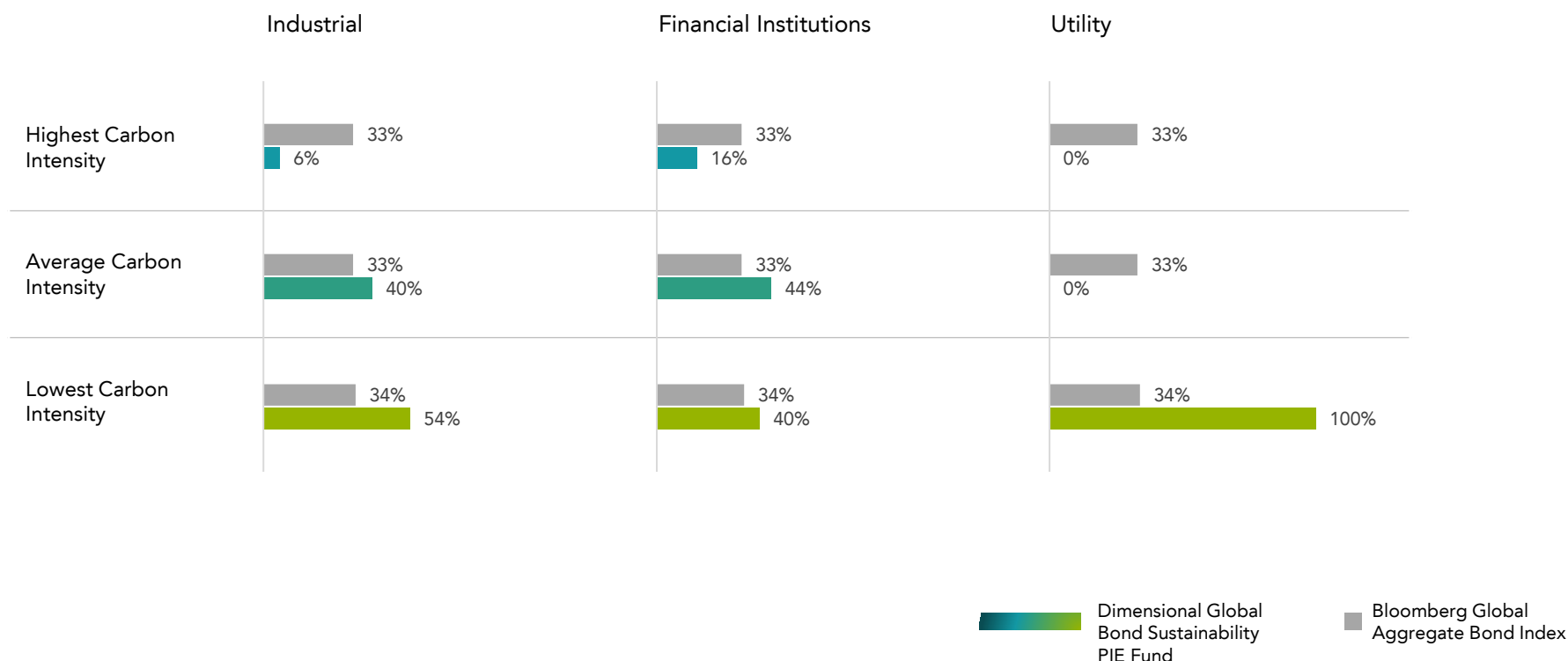
Corporate Bonds Only



**Weighted Average Carbon Intensity** is found by calculating the recently reported or estimated Scope 1 (direct) + Scope 2 (indirect) greenhouse gas emissions in carbon dioxide equivalents (CO<sub>2</sub>e) normalized by sales in USD (metric tons CO<sub>2</sub>e per USD million sales) for each portfolio or index company and calculating the weighted average by portfolio or index weight. Greenhouse gases included are carbon dioxide (CO<sub>2</sub>), methane (CH<sub>4</sub>), nitrous oxide (N<sub>2</sub>O), hydrofluorocarbons (HFCs), perfluorocarbons (PFCs), sulfur hexafluoride (SF<sub>6</sub>), and nitrogen trifluoride (NF<sub>3</sub>). **Weighted Average Potential Emissions from Reserves** is found using a theoretical estimate calculated by MSCI of carbon dioxide produced if a company's reported reserves of oil, gas, and coal were converted to energy, given estimated carbon and energy densities of the respective reserves, for each portfolio or index company and calculating the weighted average by portfolio or index weight. Please see "Sustainability Data Description and Disclosures" for additional information. Bloomberg data provided by Bloomberg.

# Sector Weight Distribution by Carbon Intensity

As at 31 March 2025




Corporate sectors defined by Barclays class 2 sector classifications for corporate issuers. Please see "Sustainability Data Description and Disclosures" slide for additional information. Please see "Sustainability Data Description and Disclosures" for additional information. Within the portfolio's target market, region, and industry, each company is classified from Lower Carbon Intensity to Higher Carbon Intensity. The Lowest Carbon Intensity group is defined as approximately the third of companies with the lowest carbon intensity. The Average Carbon Intensity group is defined as the next third; and the Higher Carbon Intensity group is defined as approximately the third of companies with the highest carbon intensity. Within the target market. Bloomberg data provided by Bloomberg.

# Security Type and Corporate Sector Weights

Characteristics as at 31 March 2025

## DISTRIBUTION BY SECURITY TYPE (%)



## SECTOR WEIGHTS FOR CORPORATE BONDS (%)



---





# Appendix



# Details on Sustainability Considerations

## Sustainability Bond PIEs

### EMPHASISE MORE SUSTAINABLE COMPANIES (CORPORATE BONDS)<sup>1</sup>

Goal	Methodology	Portfolio Carbon Footprint Reduction Goal <sup>2</sup>	Measurement
Overweight lower carbon companies relative to peers	 Overweight sector leaders (best tercile) by allocating at least 40% of the fund's corporate bond investments to best-in-class companies based on carbon intensity.	The funds aim to reduce their weighted average carbon intensity exposure relative to their relevant benchmark index by at least 50%.	The weighted average carbon intensity is measured by using the carbon intensity (tCO <sub>2</sub> e/USD millions sales) of each company in the fund or in the market and calculating the weighted average by fund or market weight.
	 Underweight sector laggards (worst tercile) by allocating less than 25% of the fund's corporate bond investments to worst-in-class companies based on carbon intensity.		
Avoid highest carbon companies in the market	 Exclude from purchase the worst 10% of companies in the fund's eligible investment universe primarily based on carbon intensity. <sup>3</sup>	The funds aim to reduce their weighted average potential emissions from reserves relative to their relevant benchmark index by at least 75%.	The weighted average potential emissions from reserves are measured by using the total potential emissions from reserves (MtCO <sub>2</sub> ) of each company in the fund or in the market and calculating the weighted average by fund or market weight.
	 Exclude from purchase companies with the largest fossil fuel reserves based on potential emissions from reserves.		

For more information on these factors, please refer to the Product Disclosure Statement and Statement of Investment Policy and Objectives. Investors should consider the Product Disclosure Statement, Other Material Information and Statement of Investment Policy and Objectives in relation to these funds. These are available from the manager at <http://www.fundrock.com/fundrock-new-zealand/frnz-documents-and-reporting/>.

Sustainability considerations are applied to corporate bonds. Exclusions based on carbon intensity and potential emissions from reserves are applied to supranational organizations and agencies. Exposure to treasury, sovereign and local authority debt issued in countries identified as "high-emissions countries" is limited to a maximum of a reference benchmark weight – 5%.

1. Refer to the Statement of Investment Policy and Objectives in addition to the PDS for more information about the Portfolio Carbon Footprint Reduction Goal. The Portfolio Carbon Footprint Reduction Goal is measured only with respect to holdings of corporate issuers. The relevant benchmark indexes are Bloomberg Global Aggregate Corporate Index 1-3 Years for the Dimensional Two-Year Sustainability PIE Fund and the Bloomberg Global Aggregate Corporate Index for the Dimensional Global Bond Sustainability PIE Fund. The Sustainability PIE Funds assess corporate issuers by considering several factors, including carbon intensity, land use and biodiversity, toxic spills and releases, operational waste, and water management, with the vast majority of weight placed on carbon intensity ('Sustainability Factors'). Companies are then ranked based on the Sustainability Factors relative to the applicable universe of securities and then excluded, underweighted, overweighted or neutral weighted to seek to achieve or contribute to the Portfolio Carbon Footprint Reduction Goal.

# Details on Sustainability Considerations

## Sustainability PIEs

### APPLY FOCUSED ESG EXCLUSIONS<sup>1,2</sup>

Type	Topic	Criteria
Environmental	<b>Coal</b>	Ownership of thermal or metallurgical coal reserves or revenue from the mining of thermal coal and its sale to third- parties.
	<b>Factory Farming</b>	Commercial animal husbandry for the purpose of food production. This criteria does not cover organic or free-range farms or fish and other aquaculture animals.
	<b>Palm Oil</b>	>10% of revenue from the production or distribution of palm oil. This criteria does not cover products that use palm oil as an ingredient or component, palm oil derivatives, or fractionated products nor the transportation of palm oil from mill and supply base to refineries.
Social	<b>Controversial Weapons</b>	Production of controversial weapons, such as cluster munitions, landmines, biological weapons, chemical weapons, or depleted uranium weapons, or key intended components of such controversial weapons.
	<b>Nuclear Weapons</b>	Production of nuclear weapons, key intended components of nuclear weapons or delivery platforms capable of deploying nuclear weapons, or providing support services related to nuclear weapons, such as the repair and maintenance of nuclear weapons.
	<b>Tobacco</b>	Production of tobacco products or nicotine-containing products or, >10% of revenue from the distribution or retail of key tobacco products and services. This criteria does not cover products designed as an aid to quit smoking.
	<b>Child Labour</b>	Involvement in severe child labour controversies. Factors that may be considered for determining severity include but are not limited to, a history of involvement in child labour-related legal cases, widespread or egregious instances of child labour, resistance to improved practices, and criticism by NGOs and/or other third-party observers.
	<b>Alcohol</b>	>10% of revenue from the production, distribution, or retail of alcoholic beverages as an intoxicating agent. This criteria does not cover packaging such as bottles, cans, corks or caps.
	<b>Gambling</b>	>10% of revenue from the ownership or operation of gambling facilities.
	<b>Adult Entertainment</b>	>10% of revenue from the production, distribution or retail of pornographic products. This criteria does not cover companies that offer content sharing platforms that are not pornography focused but allow third-party users to upload pornographic content.
	<b>Personal Firearms</b>	Production of firearms (i.e. using an explosive charge as a propellant) intended for civilian use and ammunition for such products, or >20% of revenue from the retail of such firearms and ammunition.
	<b>Private Prisons</b>	Operation or management of, or provision of staffing services to, for-profit correctional and/or detention facilities. This criteria does not cover provision of maintenance of non-management services (including staffing for such services).

For more information on these factors, please refer to the Product Disclosure Statement and Statement of Investment Policy and Objectives. Investors should consider the Product Disclosure Statement, Other Material Information and Statement of Investment Policy and Objectives in relation to these funds. These are available from the manager at <http://www.fundrock.com/fundrock-new-zealand/frnz-documents-and-reporting/>.

1. To implement these exclusions, the Sustainability PIEs seek to (a) avoid purchasing and (b) divest from companies which are directly involved in the above business practices. Indirect involvement, for example through ownership structures or franchising, may not lead to exclusion. Where Dimensional has no indication of involvement, Dimensional will deem there to be no involvement. Should existing holdings, eligible at the time of purchase, subsequently become ineligible, they will be divested within a reasonable period of time considering turnover, liquidity and associated trading costs. In most circumstances, Dimensional normally expects to divest within three months. However, there may be circumstances, such as suspension, delisting or low liquidity, that may cause divesting to take longer.

2. Dimensional may exclude, underweight or overweight specific companies for other reasons, including factors believed to be important to investors interested in sustainability such as excluding companies associated with significant environmental controversies (for example a company involved in a severe fraud relating to environmental standards).

# Dimensional's Sustainability Trusts and PIEs Certified as Responsible Investments by RIAA

## DIMENSIONAL'S SUSTAINABILITY TRUSTS AND PIEs

Australian Sustainability Trust

Australian Sustainability PIE Fund

Global Sustainability Trust Unhedged Class

Global Sustainability Trust NZD Hedged Class

Global Sustainability PIE Fund

Global Sustainability PIE Fund (NZD Hedged)

Emerging Markets Sustainability Trust

Global Bond Sustainability Trust NZD Hedged Class

Global Bond Sustainability Trust PIE Fund

Two-year Sustainability Fixed Interest Trust NZD Hedged Class

Two-year Sustainability Fixed Interest PIE Fund



CERTIFIED BY RIAA

Dimensional's Sustainability Trusts and PIEs have been certified by the Responsible Investment Association Australasia according to the strict operational and disclosure practices required under the Responsible Investment Certification Program. See [www.responsiblereturns.com.au](http://www.responsiblereturns.com.au) for details.<sup>1</sup>

1. The Responsible Investment Certification Program does not constitute financial product advice. Neither the Certification Symbol nor RIAA recommends to any person that any financial product is a suitable investment or that returns are guaranteed. Appropriate professional advice should be sought prior to making an investment decision. RIAA does not hold an Australian Financial Services Licence. The Trusts and PIEs listed above are certified by RIAA. This list may be non-exhaustive.

# Sustainability Data Description and Disclosures

## **Derivatives**

The Sustainability Funds are permitted to invest in derivative instruments, which may include futures. These instruments may cause indirect exposure to securities that would typically be excluded or underweighted through the processes described above. These instruments are generally only used on a temporary basis for managing large cashflows. These instruments are not included when calculating progress against each Sustainability Fund's Portfolio Carbon Footprint Reduction Goal.

## **Use of Sustainability Data**

Depending on each Sustainability Consideration, Dimensional may engage one or more third-party service providers (including MSCI ESG Research and ISS) to provide research and/or ratings information related to the Sustainability Considerations with respect to securities in the Sustainability Fund's eligible universe, where information is available from such providers. Although these providers obtain information from sources they consider reliable, none of the providers warrant or guarantee the accuracy and/or completeness of the data. Dimensional's service providers generally seek to prioritise reported data. For issuers where data is not available, Dimensional's service providers may estimate values based on defined estimation and modelling methodologies. This information may be cross-referenced and supplemented by Dimensional in order to create a proprietary data set. Alternatively, data may be created and maintained internally by Dimensional, using reported data or sector information, among others. In such cases, Dimensional may still invest in these issuers. Securities for which data may not be available are typically issued by very small companies, private corporate debt issuers or government-related entities that fall outside the coverage universe of third-party service providers and for which relevant public information is hard to identify manually. From time to time, research and/or ratings data may be incomplete or inaccurate, resulting in certain investments being incorrectly included, excluded or weighted in a Sustainability Fund. Should Dimensional form the view that existing holdings are incorrect, they will be appropriately adjusted within a reasonable period of time considering turnover, liquidity and associated trading costs. In most circumstances, Dimensional normally expects to divest or appropriately adjust weightings within three months. However, there may be circumstances, such as suspension, delisting or low liquidity, that may cause divesting or adjusting to take longer.

## **Monitoring and reporting**

Sustainability Considerations are generally reviewed in accordance with updates from third-party service providers where these are used, typically on at least an annual basis where updated data is available. When, upon review, an investment no longer complies with the investment guidelines, Dimensional will generally either divest or make appropriate changes to weightings within a reasonable period of time considering turnover, liquidity, and associated trading costs. In most circumstances, Dimensional normally expects to divest or appropriately adjust weightings within three months. However, there may be circumstances, such as suspension, delisting, or low liquidity, that may cause divesting or adjusting to take longer.

Dimensional may also refer portfolio companies exposed to particular Sustainability Considerations (most commonly for governance-related matters) to its Investment Stewardship Group for engagement where appropriate for a particular investment strategy. The information learned during engagements and a portfolio company's actions post-engagement may be used as the basis for potential escalation of Dimensional's stewardship activities, including proxy voting. For instance, in cases where a portfolio company's board or management is unresponsive to concerns Dimensional have raised, they may vote against, or withhold voting for, individual directors, committee members, or the entire board. However, there is no guarantee any engagement activities undertaken by Dimensional will achieve their desired outcome.

The implementation and management of the portfolio described above is protected by U.S. Patent Nos. 7,596,525 B1, 7,599,874 B1 and 8,438,092 B2.

# Disclosure & Disclaimer

FundRock NZ Limited is the issuer and manager of the Funds. The material in this document is provided by the investment manager of the Funds, DFA Australia Limited (incorporated in Australia, AFS License No. 238093, ABN 46 065 937 671).

This material is provided for information only. This material does not give any recommendation or opinion to acquire any financial product or any financial advice product and is not financial advice to you or any other person. No account has been taken of the objectives, financial situation or needs of any particular person. Accordingly, investors should, before acting on the advice, consider the appropriateness of the advice, having regard to the investor's objectives, financial situation and needs. Any opinions expressed in this material reflect our judgement at the date of publication and are subject to change.

Investors should consider the Product Disclosure Statement, Other Material Information document and Statement of Investment Policy and Objectives in relation to the Funds. These are available from the manager at [www.fundrock.com/fundrock-new-zealand/frnz-documents-and-reporting/](http://www.fundrock.com/fundrock-new-zealand/frnz-documents-and-reporting/) or on the Disclose register at <https://disclose-register.companiesoffice.govt.nz/>.