

# Fund Update

For the quarter ended 31 March 2022

- **Antipodes Investment Funds**
- **Antipodes Global Fund Long (PIE)**

This fund update was first made publicly available on: 03 May 2022

## What is the purpose of this update?

This document tells you how the Antipodes Global Fund Long (PIE) has performed and what fees were charged. The document will help you to compare the fund with other funds. Implemented Investment Solutions Limited prepared this update in accordance with the Financial Markets Conduct Act 2013. This information is not audited and may be updated.

## Description of this fund

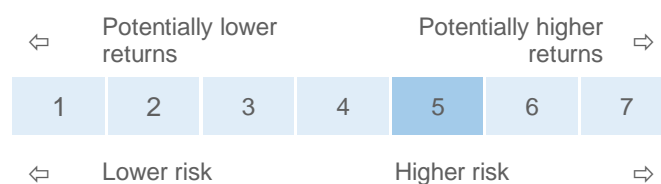
**Objective:** The investment objective of the fund is to achieve absolute returns in excess of the MSCI All Country World Net Index in NZ dollars over the investment cycle (typically 3-5 years).

**Strategy:** The fund invests in the Antipodes Global Fund - Long - UCITS (Underlying Fund) and cash or cash equivalent securities. The Underlying Fund's investment exposure is predominantly to a broad range of international shares listed on stock exchanges in developed and emerging markets. The Underlying Fund may use exchange traded derivatives for risk management purposes and to achieve equity exposure. The fund targets a position of being unhedged (to New Zealand dollars).

Total value of the fund	\$NZ 11,217,549
The date the fund started	25 July 2018

## What are the risks of investing?

Risk indicator for the Antipodes Global Fund Long (PIE)<sup>1</sup>.



The risk indicator is rated from 1 (low) to 7 (high). The rating reflects how much the value of the fund’s assets goes up and down. A higher risk generally means higher potential returns over time, but more ups and downs along the way.

To help you clarify your own attitude to risk, you can seek financial advice or work out your risk profile at [www.sorted.org.nz](http://www.sorted.org.nz).

Note that even the lowest category does not mean a risk-free investment, and there are other risks that are not captured by this rating.

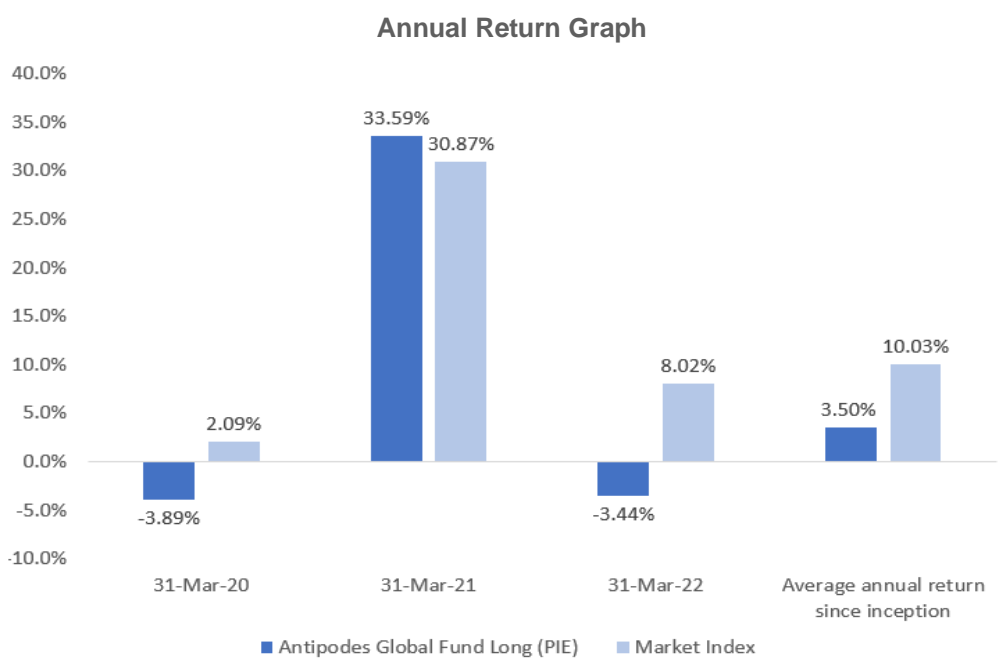
This risk indicator is not a guarantee of a fund’s future performance. The risk indicator is based on the returns data for 5 years to 31 March 2022. While risk indicators are usually relatively stable, they do shift from time to time. The risk indicator will continue to be updated in future fund updates.

See the product disclosure statement (PDS) for more information about the risks associated with investing in this fund.

### How has the fund performed?

	Past year
Annual return (after deductions for charges and tax)	-3.44%
Annual return (after deductions for charges but before tax)	-2.22%
Market index annual return (reflects no deduction for charges and tax)	8.02%

The market index return is the MSCI All Country World Net Index in New Zealand dollars. This has been the market index since the inception of the fund. Additional information about the market index is available on the offer register at <https://disclose-register.companiesoffice.govt.nz>.



This shows the return after fund charges and tax for each year ending 31 March since the fund started. The last bar shows the average annual return since the fund started, up to 31 March 2022.

**Important:** This does not tell you how the fund will perform in the future.

Returns in this update are after tax at the highest prescribed investor rate (PIR) of tax for an individual New Zealand resident. Your tax may be lower.

### What fees are investors charged?

Investors in the Antipodes Global Fund Long (PIE) are charged fund charges. In the year to 31 March 2021 these were:

	% of net asset value
Total fund charges (including GST)	1.21%
Which are made up of:	
Total management and administration charges (including GST)	1.21%
Including:	
Manager's basic fee	1.05%
Other management and administration charges	0.16%
Total performance-based fees	0.00%

See the product disclosure statement for more information about the basis on which performance fees are charged.

Investors may also be charged individual action fees for specific actions or decisions (for example, for withdrawing from or switching funds). See the PDS for the Antipodes Investment Funds on the offer register at <https://disclose-register.companiesoffice.govt.nz> for more information about those fees.

### Example of how this applies to an investor

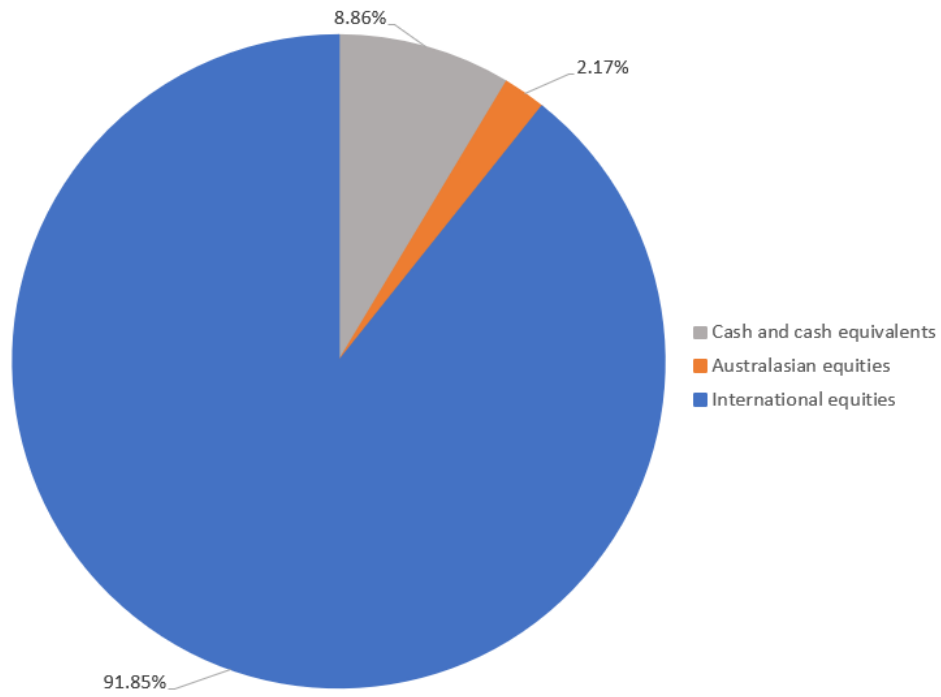
Small differences in fees and charges can have a big impact on your investment over the long term.

Anthony had \$10,000 in the fund at the start of the year and did not make any further contributions. At the end of the year, Anthony incurred a loss after fund charges were deducted of \$222 (that is -2.22% of his initial \$10,000). This gives Anthony a total loss after tax of \$344 for the year.

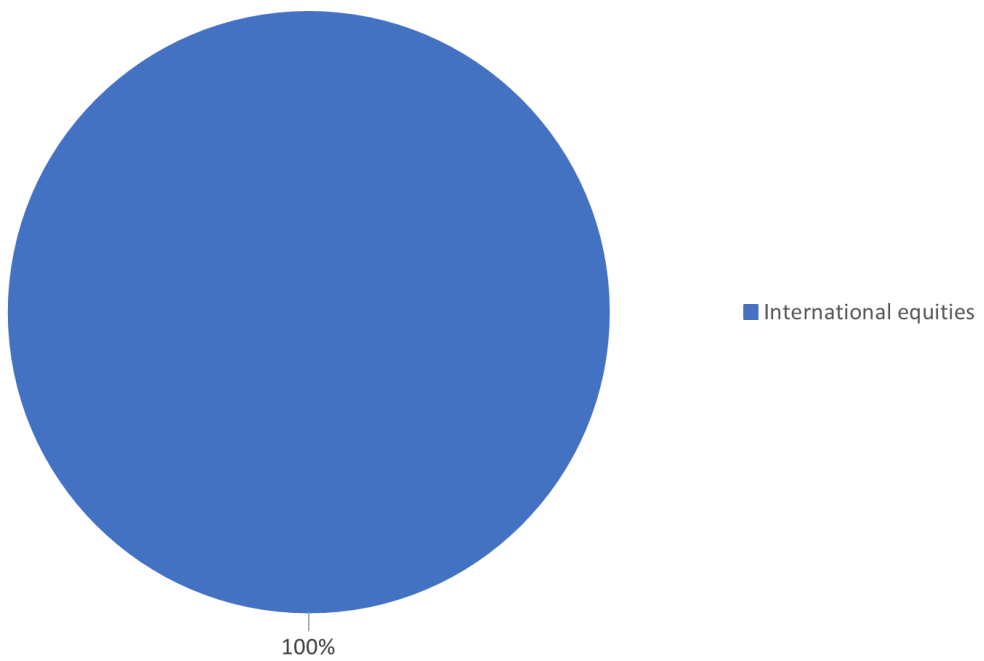
### What does the fund invest in?

This shows the types of assets that the fund invests in.

#### Actual investment mix<sup>2</sup>



#### Target investment mix



## Top 10 investments

	Name	% of Fund net assets <sup>3</sup>	Type	Country	Credit rating (if applicable)
1	Cash (Underlying Fund)	7.52%	Cash and cash equivalents	US	N/A
2	Merck & Co., Inc.	3.40%	International equities	US	N/A
3	EQT Corporation	3.18%	International equities	US	N/A
4	Frontier Communications Parent, Inc.	2.87%	International equities	US	N/A
5	Sanofi	2.85%	International equities	FR	N/A
6	Cabot Oil & Gas Corporation	2.83%	International equities	US	N/A
7	Microsoft Corporation	2.77%	International equities	US	N/A
8	SAP SE	2.73%	International equities	GR	N/A
9	Oracle Corporation	2.69%	International equities	US	N/A
10	Teck Resources Limited Class B	2.69%	International equities	CN	N/A

The top 10 investments make up 33.53% of the net asset value of the fund.

## Key personnel

This shows the directors and employees who have the most influence on the investment decisions of the fund.

Name	Current position	Time in current position	Previous or other current position	Time in previous or other current position
<b>Jacob Mitchell</b>	CIO & Lead Portfolio Manager, Antipodes Partners	6 years 9 months	Deputy Chief Investment Officer, Platinum Asset Management	14 years 0 months
<b>Graham Hay</b>	Portfolio Manager, Antipodes Partners	6 years 9 months	Head of Research, Perennial International Equities	10 years 0 months
<b>Andrew Baud</b>	Portfolio Manager, Antipodes Partners	6 years 9 months	Investment Analyst, Platinum Asset Management	10 years 0 months
<b>Sunny Bangia</b>	Portfolio Manager, Antipodes Partners	6 years 9 months	Strategist/Trader, Platinum Asset Management	5 years 0 months
<b>James Rodda</b>	Portfolio Manager, Antipodes Partners	6 years 9 months	Investment Analyst, Platinum Asset Management	3 years 0 months

Key personnel above, who have not been named in a previous fund update for the fund, include James Rodda.

## Further information

You can also obtain this information, the PDS for the Antipodes Investment Funds, and some additional information from the offer register at <https://disclose-register.companiesoffice.govt.nz>.

---

## Notes

<sup>1</sup> A combination of actual fund returns and market index returns have been used to determine the risk indicator as the fund has not been operating for the required five years. The risk indicator may therefore provide a less reliable indicator of the fund's future volatility. Market index returns have been used until 25 July 2018 and fund returns thereafter.

<sup>2</sup> Weightings are based off notional values, so the graph may not add up to 100%.

<sup>3</sup> Notional values have been used to derive the top 10 investments.