

DIMENSIONAL GLOBAL SUSTAINABILITY PIE FUND (NZD Hedged)

AS AT 31 DECEMBER 2024

ABOUT DIMENSIONAL*

Dimensional is a leading global investment firm that has been translating academic research into practical investment solutions since 1981. Guided by a strong belief in markets, Dimensional offers strategies that focus on the drivers of expected returns. The firm applies a dynamic implementation process that integrates advanced research, methodical portfolio design, and careful execution, while balancing risks, costs, and other tradeoffs that may impact performance. This approach is applied across a full suite of investment strategies to help meet the needs of investors worldwide.

OVERVIEW

Benchmark Index	MSCI World ex Australia Index (net div., hedged to NZD)
Inception Date	22 June 2022
Investment Manager	DFA Australia Limited
Manager	FundRock NZ Limited
Fund Net Assets	\$532.3 Million

INVESTMENT OBJECTIVE

The investment objective of the Fund is to provide long-term capital growth by gaining exposure to a diversified portfolio of securities associated with approved developed markets (excluding Australia), with increased emphasis on higher expected return securities, and adjusted to take into account certain sustainability considerations, including but not limited to environmental and social considerations.

The Fund mitigates currency risk by hedging most major foreign currency exposures to the New Zealand dollar.

PRINCIPLE RISKS

All investing is subject to risks, including market fluctuations and possible loss of the principal amount invested. See section 4 of the PDS, "What are the risks of investing" for an explanation of information about risks. To help you clarify your own attitude to risk, you can seek financial advice or work out your risk profile at www.sorted.org.nz/tools/investor-kickstarter.

CHARACTERISTICS

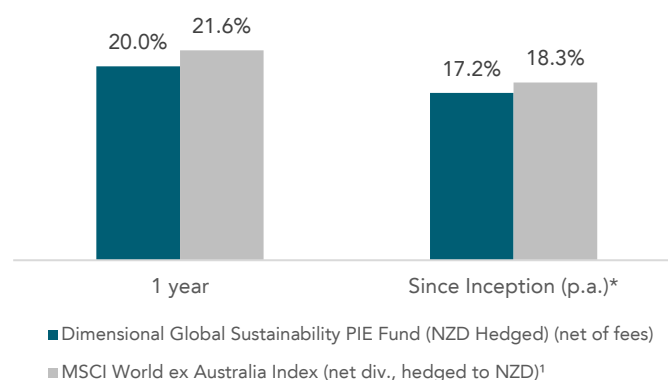
Number of Holdings	3,907
% in Top 10 Holdings	21.2
Wtd. Avg. Mkt. Cap. (Millions)	1,127,529
Price-to-Book	2.88

All figures are measured in New Zealand dollars unless stated otherwise.

* "Dimensional" refers to the Dimensional separate but affiliated entities generally, rather than to one particular entity. These entities are Dimensional Fund Advisors LP, Dimensional Fund Advisors Ltd., Dimensional Ireland Limited, DFA Australia Limited, Dimensional Fund Advisors Canada ULC, Dimensional Fund Advisors Pte. Ltd, Dimensional Japan Ltd., and Dimensional Hong Kong Limited. Dimensional Hong Kong Limited is licensed by the Securities and Futures Commission to conduct Type 1 (dealing in securities) regulated activities only and does not provide asset management services.

MSCI data © MSCI 2025, all rights reserved. Indices are not available for direct investment.

ANNUALISED PERFORMANCE (%)



Performance figures are calculated net of fees and expenses, and assume income is reinvested on the last day of the distribution period. Returns for periods less than 1 year are actual returns.

*Since Inception Returns are calculated since the first full month.

Past performance is not a reliable indicator of future performance, nor a promise of future returns. Performance can be volatile and may vary over time.

1. MSCI data © MSCI 2025, all rights reserved.

SECTOR ALLOCATION

Information Technology	22.29%
Financials	18.95%
Industrials	14.15%
Consumer Discretionary	12.20%
Health Care	10.39%
Communication Services	7.56%
Consumer Staples	4.95%
Materials	3.66%
REITs	1.93%
Energy	1.57%
Utilities	1.39%
Real Estate	0.94%
Other	0.00%

TOP HOLDINGS

NVIDIA Corp	5.08%
Apple Inc	5.07%
Amazon.com Inc	2.14%
Meta Platforms Inc	2.09%
Alphabet Inc	1.98%
Microsoft Corp	1.77%
JPMorgan Chase & Co	0.92%
Visa Inc	0.88%
Broadcom Inc	0.65%
Walmart Inc	0.62%

FEES AND COSTS

Annual Fund Charges	0.41%
Buy Spread	0.10%
Sell Spread	-0.10%

Annual Fund Charges represents the estimated total annual fund charges (incl. GST) as a % of net asset value. Section 5 of the Product Disclosure Statement contains further information on the fees charged for investing in the Fund.

Buy/sell spreads belong to the Fund and are not fees paid to FundRock or Dimensional. Buy/sell spreads are as at the date of this Fact Sheet and will typically apply to each investment/redemption and be a cost to you.

For the most up to date buy/sell spreads see www.fundrock.com/fundrock-new-zealand/frnz-documents-and-reporting/.

FundRock NZ Limited is the issuer and manager of the Funds. The material in this document is provided by the investment manager of the Funds, DFA Australia Limited (incorporated in Australia, AFS License No. 238093, ABN 46 065 937 671).

This material is provided for information only. This material does not give any recommendation or opinion to acquire any financial product or any financial advice product and is not financial advice to you or any other person. No account has been taken of the objectives, financial situation or needs of any particular person. Accordingly, investors should, before acting on the advice, consider the appropriateness of the advice, having regard to the investor's objectives, financial situation and needs. Any opinions expressed in this material reflect our judgement at the date of publication and are subject to change.

Investors should consider the Product Disclosure Statement, Other Material Information document and Statement of Investment Policy and Objectives in relation to the Funds. These are available from the manager at www.fundrock.com/fundrock-new-zealand/frnz-documents-and-reporting/ or on the Disclose register at <https://disclose-register.companiesoffice.govt.nz/>.

DIMENSIONAL GLOBAL SUSTAINABILITY PIE FUND

AS AT 31 DECEMBER 2024

ABOUT DIMENSIONAL*

Dimensional is a leading global investment firm that has been translating academic research into practical investment solutions since 1981. Guided by a strong belief in markets, Dimensional offers strategies that focus on the drivers of expected returns. The firm applies a dynamic implementation process that integrates advanced research, methodical portfolio design, and careful execution, while balancing risks, costs, and other tradeoffs that may impact performance. This approach is applied across a full suite of investment strategies to help meet the needs of investors worldwide.

OVERVIEW

Benchmark Index	MSCI World ex Australia Index (net div., NZD)
Inception Date	22 June 2022
Investment Manager	DFA Australia Limited
Manager	FundRock NZ Limited
Fund Net Assets	\$260.6 Million

INVESTMENT OBJECTIVE

The investment objective of the Fund is to provide long-term capital growth by gaining exposure to a diversified portfolio of securities associated with approved developed markets (excluding Australia), with increased emphasis on higher expected return securities, and adjusted to take into account certain sustainability considerations including but not limited to environmental and social considerations.

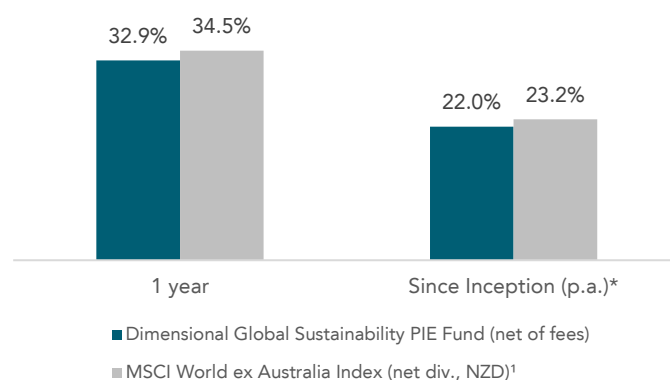
PRINCIPLE RISKS

All investing is subject to risks, including market fluctuations and possible loss of the principal amount invested. See section 4 of the PDS, "What are the risks of investing" for an explanation of information about risks. To help you clarify your own attitude to risk, you can seek financial advice or work out your risk profile at www.sorted.org.nz/tools/investor-kickstarter.

CHARACTERISTICS

Number of Holdings	3,907
% in Top 10 Holdings	21.2
Wtd. Avg. Mkt. Cap. (Millions)	1,127,529
Price-to-Book	2.88

ANNUALISED PERFORMANCE (%)



Performance figures are calculated net of fees and expenses, and assume income is reinvested on the last day of the distribution period. Returns for periods less than 1 year are actual returns.

*Since Inception Returns are calculated since the first full month.

Past performance is not a reliable indicator of future performance, nor a promise of future returns. Performance can be volatile and may vary over time.

1. MSCI data © MSCI 2025, all rights reserved.

All figures are measured in New Zealand dollars unless stated otherwise.

* "Dimensional" refers to the Dimensional separate but affiliated entities generally, rather than to one particular entity. These entities are Dimensional Fund Advisors LP, Dimensional Fund Advisors Ltd., Dimensional Ireland Limited, DFA Australia Limited, Dimensional Fund Advisors Canada ULC, Dimensional Fund Advisors Pte. Ltd, Dimensional Japan Ltd., and Dimensional Hong Kong Limited. Dimensional Hong Kong Limited is licensed by the Securities and Futures Commission to conduct Type 1 (dealing in securities) regulated activities only and does not provide asset management services.

MSCI data © MSCI 2025, all rights reserved. Indices are not available for direct investment.

SECTOR ALLOCATION

Information Technology	22.29%
Financials	18.95%
Industrials	14.15%
Consumer Discretionary	12.20%
Health Care	10.39%
Communication Services	7.56%
Consumer Staples	4.95%
Materials	3.66%
REITs	1.93%
Energy	1.57%
Utilities	1.39%
Real Estate	0.94%
Other	0.00%

TOP HOLDINGS

NVIDIA Corp	5.08%
Apple Inc	5.07%
Amazon.com Inc	2.14%
Meta Platforms Inc	2.09%
Alphabet Inc	1.98%
Microsoft Corp	1.77%
JPMorgan Chase & Co	0.92%
Visa Inc	0.88%
Broadcom Inc	0.65%
Walmart Inc	0.62%

FEES AND COSTS

Annual Fund Charges	0.41%
Buy Spread	0.10%
Sell Spread	-0.10%

Annual Fund Charges represents the estimated total annual fund charges (incl. GST) as a % of net asset value. Section 5 of the Product Disclosure Statement contains further information on the fees charged for investing in the Fund.

Buy/sell spreads belong to the Fund and are not fees paid to FundRock or Dimensional. Buy/sell spreads are as at the date of this Fact Sheet and will typically apply to each investment/redemption and be a cost to you.

For the most up to date buy/sell spreads see www.fundrock.com/fundrock-new-zealand/frnz-documents-and-reporting/.

FundRock NZ Limited is the issuer and manager of the Funds. The material in this document is provided by the investment manager of the Funds, DFA Australia Limited (incorporated in Australia, AFS License No. 238093, ABN 46 065 937 671).

This material is provided for information only. This material does not give any recommendation or opinion to acquire any financial product or any financial advice product and is not financial advice to you or any other person. No account has been taken of the objectives, financial situation or needs of any particular person. Accordingly, investors should, before acting on the advice, consider the appropriateness of the advice, having regard to the investor's objectives, financial situation and needs. Any opinions expressed in this material reflect our judgement at the date of publication and are subject to change.

Investors should consider the Product Disclosure Statement, Other Material Information document and Statement of Investment Policy and Objectives in relation to the Funds. These are available from the manager at www.fundrock.com/fundrock-new-zealand/frnz-documents-and-reporting/ or on the Disclose register at <https://disclose-register.companiesoffice.govt.nz/>.

DIMENSIONAL AUSTRALIAN SUSTAINABILITY PIE FUND

AS AT 31 DECEMBER 2024

ABOUT DIMENSIONAL*

Dimensional is a leading global investment firm that has been translating academic research into practical investment solutions since 1981. Guided by a strong belief in markets, Dimensional offers strategies that focus on the drivers of expected returns. The firm applies a dynamic implementation process that integrates advanced research, methodical portfolio design, and careful execution, while balancing risks, costs, and other tradeoffs that may impact performance. This approach is applied across a full suite of investment strategies to help meet the needs of investors worldwide.

OVERVIEW

Benchmark Index	S&P/ASX 300 Index (Total Return)
Inception Date	3 October 2023
Investment Manager	DFA Australia Limited
Manager	FundRock NZ Limited
Fund Net Assets	\$85.9 Million

INVESTMENT OBJECTIVE

The investment objective of the Fund is to provide long-term capital growth by gaining exposure to a diversified portfolio of securities listed in Australia with increased emphasis on higher expected return securities, and adjusted to take into account certain sustainability considerations.

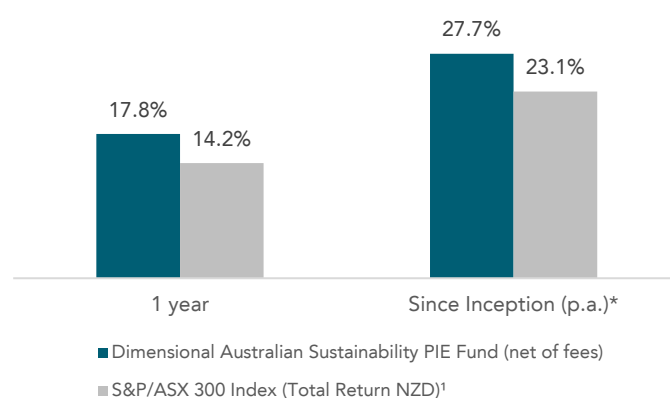
PRINCIPLE RISKS

All investing is subject to risks, including market fluctuations and possible loss of the principal amount invested. See section 4 of the PDS, "What are the risks of investing" for an explanation of information about risks. To help you clarify your own attitude to risk, you can seek financial advice or work out your risk profile at www.sorted.org.nz/tools/investor-kickstarter.

CHARACTERISTICS

Number of Holdings	317
% in Top 10 Holdings	29.66
Wtd. Avg. Mkt. Cap. (Millions)	44,716
Price-to-Book	2.28

ANNUALISED PERFORMANCE (%)



Performance figures are calculated net of fees and expenses, and assume income is reinvested on the last day of the distribution period. Returns for periods less than 1 year are actual returns.

*Since Inception Returns are calculated since the first full month.

Past performance is not a reliable indicator of future performance, nor a promise of future returns. Performance can be volatile and may vary over time.
1. S&P/ASX data © 2025 S&P Dow Jones Indices LLC, a division of S&P Global. All rights reserved.

All figures are measured in New Zealand dollars unless stated otherwise.

* "Dimensional" refers to the Dimensional separate but affiliated entities generally, rather than to one particular entity. These entities are Dimensional Fund Advisors LP, Dimensional Fund Advisors Ltd., Dimensional Ireland Limited, DFA Australia Limited, Dimensional Fund Advisors Canada ULC, Dimensional Fund Advisors Pte. Ltd, Dimensional Japan Ltd., and Dimensional Hong Kong Limited. Dimensional Hong Kong Limited is licensed by the Securities and Futures Commission to conduct Type 1 (dealing in securities) regulated activities only and does not provide asset management services.

S&P/ASX data © S&P Dow Jones Indices LLC, a division of S&P Global.

SECTOR ALLOCATION

Financials	30.80%
Materials	16.99%
Industrials	11.90%
Consumer Discretionary	9.40%
Health Care	8.35%
REITs	5.98%
Communication Services	4.90%
Information Technology	4.39%
Consumer Staples	3.49%
Energy	2.19%
Real Estate	1.60%
Other	—

TOP HOLDINGS

National Australia Bank Ltd	3.97%
Commonwealth Bank of Australia	3.70%
Fortescue Ltd	3.50%
Westpac Banking Corp	3.45%
QBE Insurance Group Ltd	3.40%
Goodman Group	2.66%
Pro Medicus Ltd	2.44%
ANZ Group Holdings Ltd	2.22%
CSL Ltd	2.21%
Insurance Australia Group Ltd	2.11%

FEES AND COSTS

Annual Fund Charges	0.35%
Buy Spread	0.08%
Sell Spread	-0.08%

Annual Fund Charges represents the estimated total annual fund charges (incl. GST) as a % of net asset value. Section 5 of the Product Disclosure Statement contains further information on the fees charged for investing in the Fund.

Buy/sell spreads belong to the Fund and are not fees paid to FundRock or Dimensional. Buy/sell spreads are as at the date of this Fact Sheet and will typically apply to each investment/redemption and be a cost to you.

For the most up to date buy/sell spreads see www.fundrock.com/fundrock-new-zealand/frnz-documents-and-reporting/.

FundRock NZ Limited is the issuer and manager of the Funds. The material in this document is provided by the investment manager of the Funds, DFA Australia Limited (incorporated in Australia, AFS License No. 238093, ABN 46 065 937 671).

This material is provided for information only. This material does not give any recommendation or opinion to acquire any financial product or any financial advice product and is not financial advice to you or any other person. No account has been taken of the objectives, financial situation or needs of any particular person. Accordingly, investors should, before acting on the advice, consider the appropriateness of the advice, having regard to the investor's objectives, financial situation and needs. Any opinions expressed in this material reflect our judgement at the date of publication and are subject to change.

Investors should consider the Product Disclosure Statement, Other Material Information document and Statement of Investment Policy and Objectives in relation to the Funds. These are available from the manager at www.fundrock.com/fundrock-new-zealand/frnz-documents-and-reporting/ or on the Disclose register at <https://disclose-register.companiesoffice.govt.nz/>.