



Fund Update

For the quarter ended 30 September 2023

- **Russell Investment Funds**
- **Russell Investments NZ Fixed Interest Fund**

This fund update was first made publicly available on: 30 October 2023

What is the purpose of this update?

This document tells you how the Russell Investments NZ Fixed Interest Fund has performed and what fees were charged. The document will help you to compare the fund with other funds. FundRock NZ Limited prepared this update in accordance with the Financial Markets Conduct Act 2013. This information is not audited and may be updated.

Description of this fund

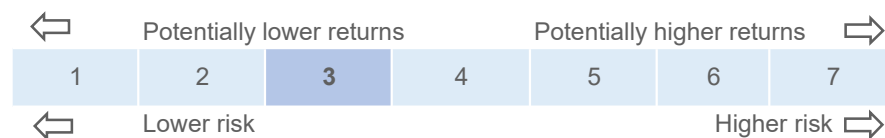
Objective: To provide a total return, before costs and tax, higher than the Bloomberg NZBond Composite 0+ Yr Index over the long term.

Strategy: The underlying investment exposure is typically comprised of government fixed income securities, bank bills and cash equivalents, and securities issued by local authorities, semi-government organisations, and corporations, as well as to mortgagebacked and asset backed securities. The underlying investment portfolio may from time to time be exposed to low grade or unrated debt securities to a limited extent, and derivatives. The Fund also has the ability to invest in the Australian fixed income market either through Australian dollar denominated debt securities or derivative instruments.

Total value of the fund	\$NZ 122,590,832
The date the fund started	14 February 2013

What are the risks of investing?

Risk indicator for the Russell Investments NZ Fixed Interest Fund.



The risk indicator is rated from 1 (low) to 7 (high). The rating reflects how much the value of the fund's assets goes up and down. A higher risk generally means higher potential returns over time, but more ups and downs along the way.

To help you clarify your own attitude to risk, you can seek financial advice or work out your risk profile at www.sorted.org.nz

Note that even the lowest category does not mean a risk-free investment, and there are other risks that are not captured by this rating.

This risk indicator is not a guarantee of a fund's future performance. The risk indicator is based on the returns data for 5 years to 30 September 2023. While risk indicators are usually relatively stable, they do shift from time to time. The risk indicator will continue to be updated in future fund updates.

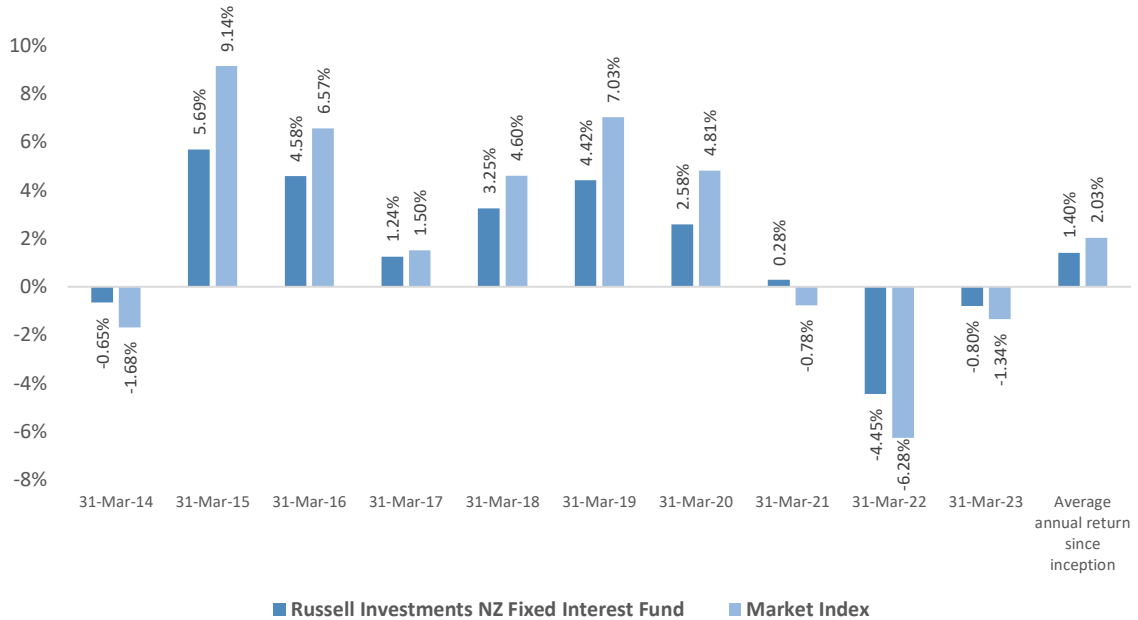
See the product disclosure statement (PDS) for more information about the risks associated with investing in this fund.

How has the fund performed?

	Average over the past 5 years	Past year
Annual return (after deductions for charges and tax)	-0.27%	0.37%
Annual return (after deductions for charges but before tax)	-0.41%	0.47%
Market index annual return (reflects no deduction for charges and tax)	-0.38%	0.25%

The market index return is the Bloomberg NZBond Composite 0+ Yr Index. From 1 December 2014 to 28 June 2019, the market index was a composite comprising 75% of the S&P/NZX NZ Government Stock Index and 25% of the S&P/NZX A Grade Corporate Bond Index. Before 1 December 2014 the market index was the ANZ NZ Government Stock Index. Additional information about the market index is available on the offer register at www.disclose-register.companiesoffice.govt.nz.

Annual Return Graph¹



This shows the return after fund charges and tax for each year ending 31 March since the fund started. The last bar shows the average annual return since the fund started, up to 30 September 2023

Important: This does not tell you how the fund will perform in the future.

Returns in this update are after tax at the highest prescribed investor rate (PIR) of tax for an individual New Zealand resident. Your tax may be lower.

What fees are investors charged?

Investors in the Russell Investments NZ Fixed Interest Fund are charged fund charges. In the year to 31 March 2023 these were:

	% of net asset value (including GST)
Total fund charges	0.49%
Which are made up of:	
Total manager and administration charges	0.49%
Including:	
Manager's basic fee (including GST)	0.41%
Other management and administration charges	0.08%

Investors may also be charged individual action fees for specific actions or decisions (for example, for withdrawing from or switching funds). See the PDS for the Russell Investments NZ Fixed Interest Fund on the offer register at www.disclose-register.companiesoffice.govt.nz for more information about those fees.

Example of how this applies to an investor

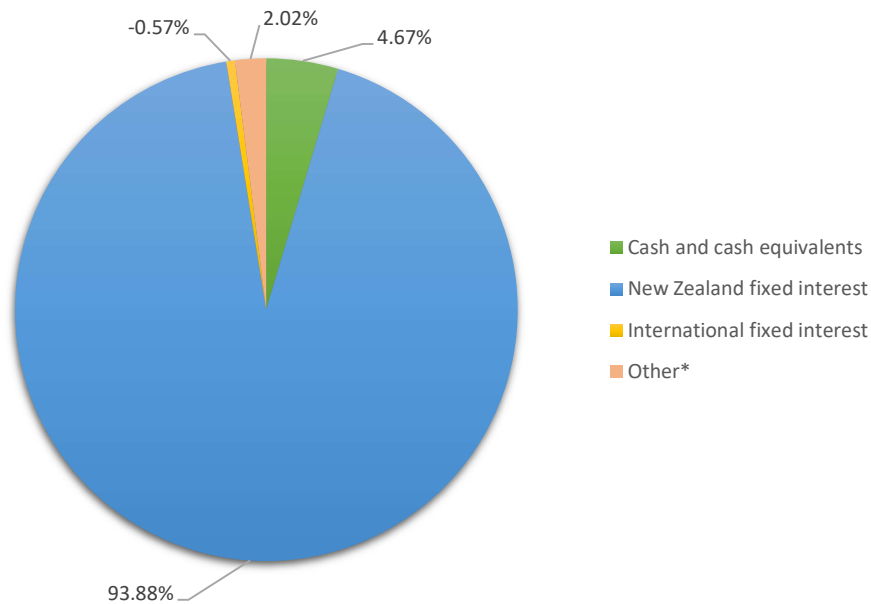
Small differences in fees and charges can have a big impact on your investment over the long term.

Anthony had \$10,000 in the fund at the start of the year and did not make any further contributions. At the end of the year, Anthony received a return after fund charges were deducted of \$47 (that is 0.47% of his initial \$10,000). This gives Anthony a total return after tax of \$37 for the year.

What does the fund invest in?

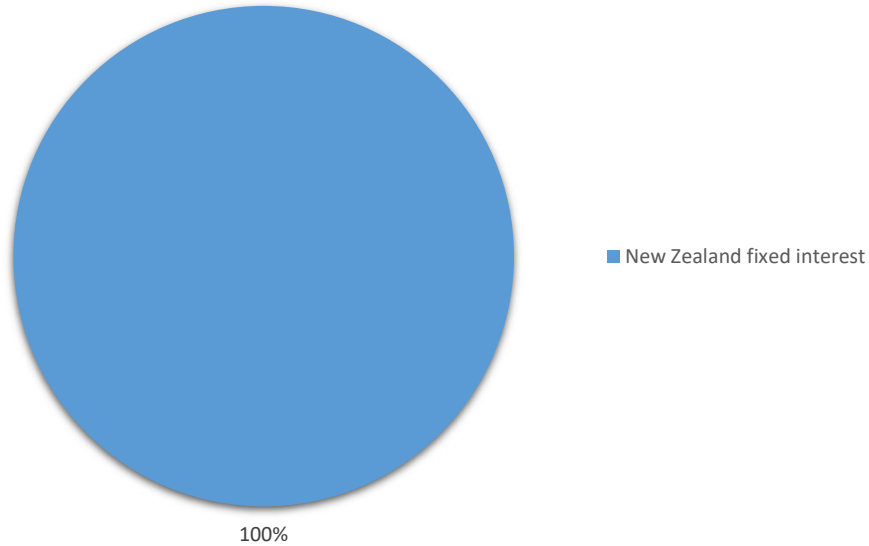
This shows the types of assets that the fund invests in.

Actual investment mix



The fund's foreign currency fixed interest securities are largely hedged back to the New Zealand dollar.

Target investment mix



Top 10 investments

	Name	% of Fund net assets	Type	Country	Credit rating (if applicable)
1	Cash at Bank (BNZ)	4.67%	Cash and cash equivalents	NZ	AA-
2	NZGB 4.50% 15/05/2030	3.91%	New Zealand fixed interest	NZ	AAA
3	NZGB 1.5% 15/05/2031	3.80%	New Zealand fixed interest	NZ	AAA
4	NZGB 1.5% 15/05/2031	3.46%	New Zealand fixed interest	NZ	AAA
5	NZGB 1.75% 15/05/2041	2.98%	New Zealand fixed interest	NZ	AAA
6	NZGB 2% 15/05/2032	2.87%	New Zealand fixed interest	NZ	AAA
7	NZ Govt Inflation Ind Bond 20/09/25	2.65%	New Zealand fixed interest	NZ	AAA
8	NZGB 3.5% 14/04/2033	2.65%	New Zealand fixed interest	NZ	AAA
9	NZGB 3.5% 14/04/2033	2.47%	New Zealand fixed interest	NZ	AAA
10	NZ Govt Inflation Ind Bond 20/09/2030	2.25%	New Zealand fixed interest	NZ	AAA

The top 10 investments make up 31.69% of the net asset value of the fund.

Key personnel

This shows the directors and employees who have the most influence on the investment decisions of the fund.

Name	Current position	Time in current position	Previous or other current position	Time in previous or other current position
Clive Smith	Senior Portfolio Manager, Russell Investments	20 years 3 months	Portfolio Manager, Tower (Australia)	8 years 3 months
Mark Brown	Director, Fixed Interest Portfolio Manager, Harbour Asset Management	13 years 0 months	Portfolio Manager, AllianceBernstein (NZ)	16 years 5 months
Simon Pannett	Director, Senior Credit Analyst, Harbour Asset Management	10 years 2 months	Investment Solutions, UK Investment Analyst	2 years 4 months
Anthony Kirkham	Head of Investment Management, Western Asset Management Co.	17 years 11 months	Deputy Head of Fixed Income, Citigroup	6 years 5 months
Sean Rogan	Senior Credit Analyst, Western Asset Management Co.	17 years 11 months	Research Analyst, Citigroup	3 years 7 months

Further information

You can also obtain this information, the PDS for the Russell Investment Funds, and some additional information from the offer register at www.disclose-register.companiesoffice.govt.nz.

Notes

¹ The bar chart shows fund returns after deducting fees and tax. Tax is deducted at the highest Prescribed Investor Rate of 28%. However, the market index returns are shown before deducting fees and tax.