



Note that even the lowest category does not mean a risk-free investment, and there are other risks that are not captured by this rating.

This risk indicator is not a guarantee of a fund's future performance. The risk indicator is based on the returns data for 5 years to 31 Mar 2026. While risk indicators are usually relatively stable, they do shift from time to time. The risk indicator will continue to be updated in future fund updates.

See the product disclosure statement (**PDS**) for more information about the risks associated with investing in this fund.

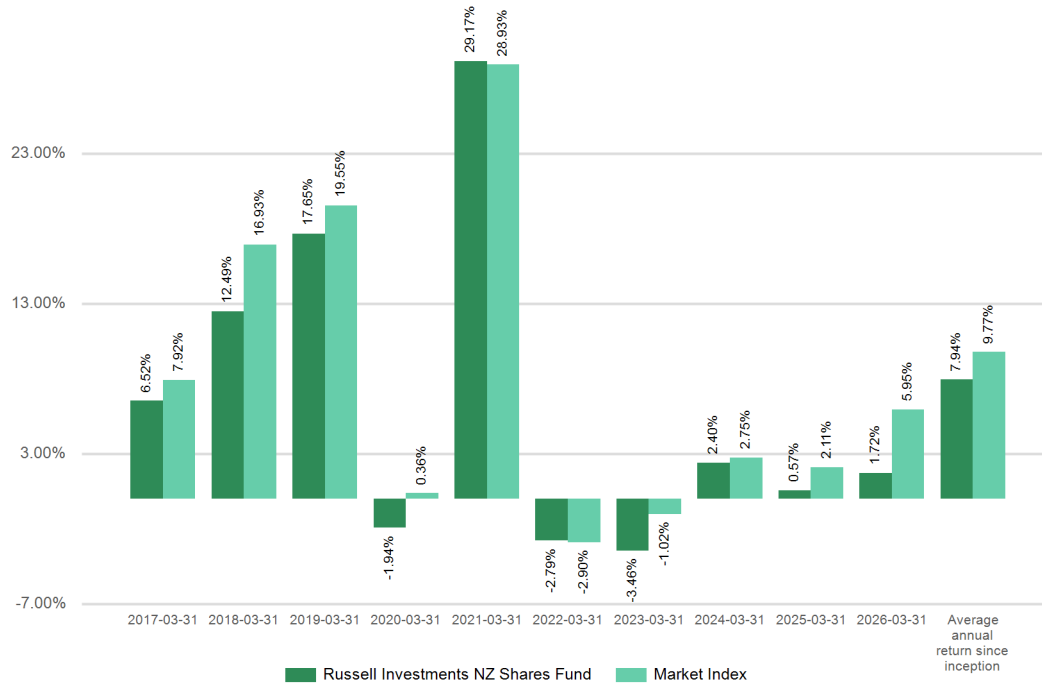
How has the fund performed?

	Average over past 5 years	Past year
Annual return (after deductions for charges and tax)	-0.34%	1.72%
Annual return (after deductions for charges but before tax)	0.41%	2.39%
Market index annual return (reflects no deduction for charges and tax)	1.33%	5.95%

The market index return is S&P/NZX 50 Index (gross and including imputation credits). From fund inception to 1 December 2014 the market index was the NZX50 Gross Index. From 1 December 2014 to 30 June 2016 the market index was the Russell New Zealand Domestic Index.

Additional information about the market index is available on the offer register at <https://disclose-register.companiesoffice.govt.nz>.

Annual Return Graph See note 1



This shows the return after fund charges and tax for each year ending 31 March since the fund started. The last bar shows the average annual return since the fund started, up to 31 March 2026.

Important: This does not tell you how the fund will perform in the future.

Returns in this update are after tax at the highest prescribed investor rate (PIR) of tax for an individual New Zealand resident. Your tax may be lower.

What fees are investors charged?

Investors in the Russell Investments NZ Shares Fund are charged fund charges. In the year to 31 March 2026 these were:

	% of net asset value (inc. GST)
Total fund charges	0.78%
Which are made up of:	
Total manager and admin charges (inc. GST)	0.78%
Including:	
Manager's basic fee (inc. GST)	0.71%
Other management and administration charges	0.07%
Total performance-based fees	0.00%



Investors may also be charged individual action fees for specific actions or decisions (for example, for withdrawing from or switching funds). See the PDS for the Russell Investments NZ Shares Fund on the offer register at <https://disclose-register.companiesoffice.govt.nz> for more information about those fees.

Example of how this applies to an investor

Small differences in fees and charges can have a big impact on your investment over the long term.

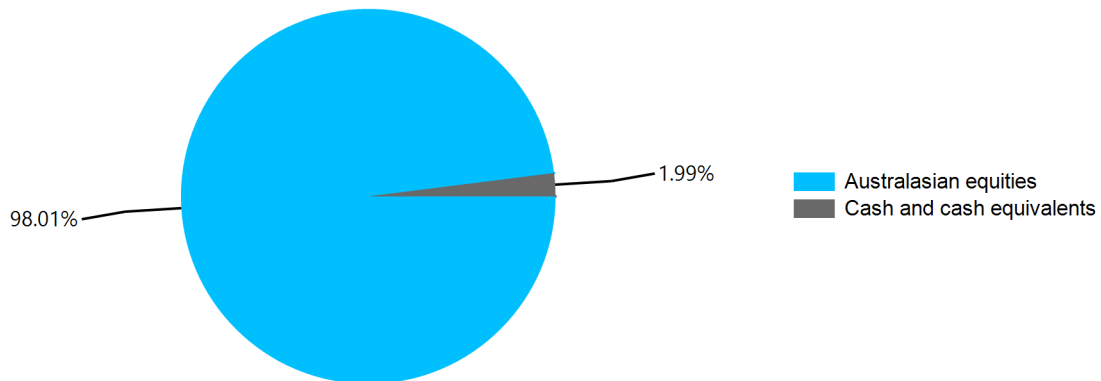
Anthony had \$10,000 in the fund at the start of the year and did not make any further contributions. At the end of the year, Anthony received a return after fund charges were deducted of \$239 (that is 2.39% of his initial \$10,000). This gives Anthony a return after tax of \$172 for the year.



What does the fund invest in?


This shows the types of assets that the fund invests in.

Actual Investment Mix



Foreign currency was not hedged to New Zealand dollars as at 31 March 2026

Target Investment Mix





Top 10 investments

	Asset Name	% of Fund net assets	Type	Country	Credit Rating (if applicable)
1	Fisher & Paykel Healthcare Ltd	16.42%	Australasian equities	NZ	
2	Infratil Ltd	10.28%	Australasian equities	NZ	
3	Auckland International Airport Ltd	8.89%	Australasian equities	NZ	
4	Contact Energy Ltd	7.93%	Australasian equities	NZ	
5	A2 Milk Company Ltd	6.84%	Australasian equities	NZ	
6	Mainfreight Ltd	5.18%	Australasian equities	NZ	
7	Meridian Energy Limited	4.63%	Australasian equities	NZ	
8	Ebos Group Ltd	4.09%	Australasian equities	NZ	
9	Summerset Group Holdings Ltd	3.59%	Australasian equities	NZ	
10	Mercury NZ Limited	2.95%	Australasian equities	NZ	

The top 10 investments make up 70.81% of the net asset value of the fund.

Key Personnel

Name	Current position	Time in current position	Previous or other current position	Time in previous or other current position
Andrew Bascand	Managing Director, Harbour Asset Management	16 years 2 months	Senior Vice President and Portfolio Manager, AllianceBernstein (NZ)	10 years 1 month
Andrew Zenonos	Portfolio Manager, Russell Investments	7 years 7 months	Associate Portfolio Manager, Equity	5 years 11 months
James Harwood	Lead Portfolio Manager, Proprietary Strategies, Russell Investments	3 years 3 months	Senior Portfolio Manager, Proprietary Strategies, Russell Investments	9 years 2 months
Mark Brown	Chief Investment Officer, Devon Funds Management Limited	8 years 8 months	Australasian Head of Equities, ANZ New Zealand Investments	3 years 7 months

Further information

You can also obtain this information, the PDS for the Russell Investment Funds, and some additional information from the offer register at <https://disclose-register.companiesoffice.govt.nz>.



Notes

1. The bar chart shows fund returns after deducting fees and tax. Tax is deducted at the highest Prescribed Investor Rate of 28%. However, the market index returns are shown before deducting fees and tax.