





Note that even the lowest category does not mean a risk-free investment, and there are other risks that are not captured by this rating.

This risk indicator is not a guarantee of a fund's future performance. The risk indicator is based on the returns data for 5 years to 31 Mar 2026. While risk indicators are usually relatively stable, they do shift from time to time. The risk indicator will continue to be updated in future fund updates.

See the product disclosure statement (**PDS**) for more information about the risks associated with investing in this fund.

## How has the fund performed?

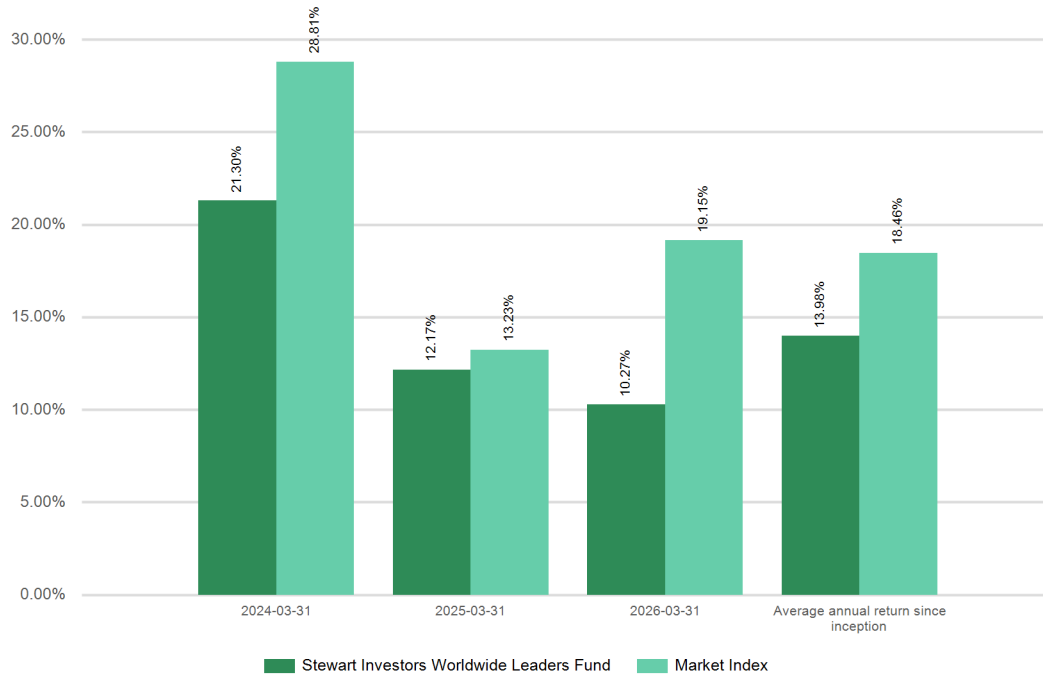
|  | Past year |
|--|-----------|
| Annual return (after deductions for charges and tax)                   | 10.27%    |
| Annual return (after deductions for charges but before tax)            | 12.02%    |
| Market index annual return (reflects no deduction for charges and tax) | 19.15%    |

The market index return is MSCI All Country World Index (NZD). This has been the market index since the inception of the fund.

Additional information about the market index is available on the offer register at <https://disclose-register.companiesoffice.govt.nz>.



### Annual Return Graph See note 3



This shows the return after fund charges and tax for each year ending 31 March since the fund started. The last bar shows the average annual return since the fund started, up to 31 March 2026.

**Important:** This does not tell you how the fund will perform in the future.

Returns in this update are after tax at the highest prescribed investor rate (PIR) of tax for an individual New Zealand resident. Your tax may be lower.

### What fees are investors charged?

Investors in the Stewart Investors Worldwide Leaders Fund are charged fund charges. In the year to 31 March 2026 these were:

|   | % of net asset value<br>(inc. GST) |
|---|------------------------------------|
| <b>Total fund charges</b>                   | 0.61%                              |
| Which are made up of:                       |                                    |
| Total manager and admin charges (inc. GST)  | 0.61%                              |
| Including:                                  |                                    |
| Manager's basic fee (inc. GST)              | 0.59%                              |
| Other management and administration charges | 0.02%                              |
| Total performance-based fees                | 0.00%                              |



Investors may also be charged individual action fees for specific actions or decisions (for example, for withdrawing from or switching funds). See the PDS for the Stewart Investors Worldwide Leaders Fund on the offer register at <https://disclose-register.companiesoffice.govt.nz> for more information about those fees.

### **Example of how this applies to an investor**

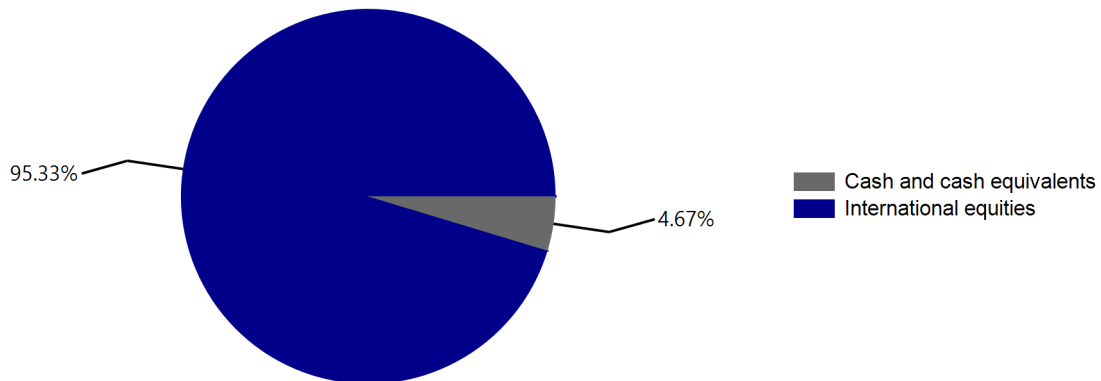
Small differences in fees and charges can have a big impact on your investment over the long term.

Anthony had \$10,000 in the fund at the start of the year and did not make any further contributions. At the end of the year, Anthony received a return after fund charges were deducted of \$1,202 (that is 12.02% of his initial \$10,000). This gives Anthony a return after tax of \$1,027 for the year.

## What does the fund invest in?

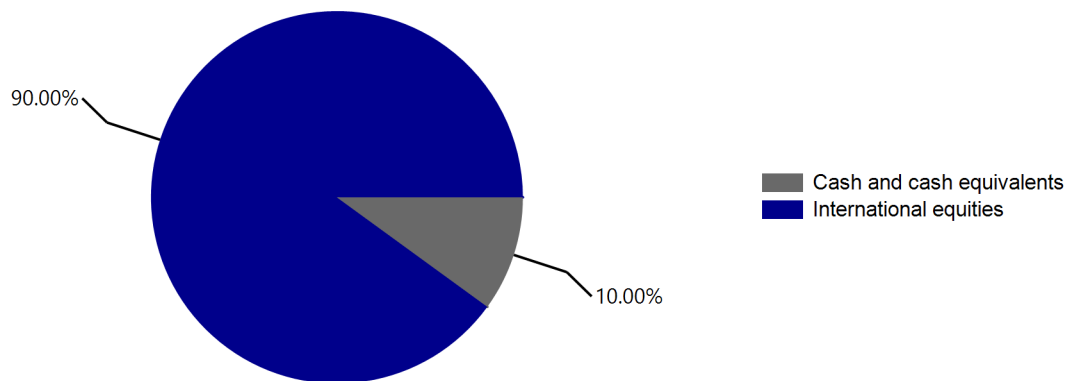
This shows the types of assets that the fund invests in.

Actual Investment Mix



Foreign currency was not hedged to New Zealand dollars as at 31 March 2026

Target Investment Mix



"International equities" includes Australasian equities.



## Top 10 investments

|    | Asset Name                     | % of Fund net assets | Type                      | Country | Credit Rating (if applicable) |
|----|--------------------------------|----------------------|---------------------------|---------|-------------------------------|
| 1  | Samsung Electronics Co Ltd     | 7.17%                | International equities    | KR      |                               |
| 2  | Singapore Telecomm Npv B L 100 | 6.77%                | International equities    | SG      |                               |
| 3  | Watsco Inc                     | 4.76%                | International equities    | US      |                               |
| 4  | Cash at Bank (BNZ)             | 4.67%                | Cash and cash equivalents | NZ      | AA-                           |
| 5  | Biomerieux Npv                 | 4.54%                | International equities    | FR      |                               |
| 6  | Kla Tencor Corporation Com     | 4.14%                | International equities    | US      |                               |
| 7  | Fortinet Inc Com               | 3.95%                | International equities    | US      |                               |
| 8  | Mahindra & Mahindra Limited    | 3.87%                | International equities    | IN      |                               |
| 9  | Markel Corporation             | 3.86%                | International equities    | US      |                               |
| 10 | Alcon Ag                       | 3.85%                | International equities    | CH      |                               |

The top 10 investments make up 47.58% of the net asset value of the fund.

## Key Personnel

| Name          | Current position  | Time in current position | Previous or other current position                           | Time in previous or other current position |
|---------------|---|--------------------------|--|--|
| Lorna Logan   | Portfolio Manager<br>Worldwide Leaders<br>Strategy, Worldwide All<br>Cap Strategy/Investment<br>Analyst | 7 months                 | Portfolio Manager<br>European All<br>Cap/Investment Analyst  | 8 years 1 month                            |
| Nick Edgerton | Portfolio Manager<br>Worldwide Leaders<br>Strategy  | 7 months                 | Portfolio Manager<br>Worldwide All<br>Cap/Investment Analyst | 15 years 5<br>months                       |

## Further information

You can also obtain this information, the PDS for the Stewart Investors (NZ) Managed Investment Scheme, and some additional information from the offer register at <https://disclose-register.companiesoffice.govt.nz>.



---

## Notes

1. The manager has announced that the fund will change its name and investment strategy effective on or around 30 May 2026. This Quarterly Fund Update relates solely to the fund as it operated during the quarter ended 31 March 2026.
2. A combination of actual fund returns, and market index returns have been used to determine the risk indicator as the fund has not been operating for the required five years. Market index returns have been used until 30 September 2022 and fund returns thereafter. The risk indicator may therefore provide a less reliable indicator of the fund's future volatility.
3. The bar chart shows fund returns after deducting fees and tax. Tax is deducted at the highest Prescribed Investor Rate of 28%. However, the market index returns are shown before deducting fees and tax.