

ANCHOR MULTI STRATEGY FR QI HEDGE FUND

April 2026

Minimum Disclosure Document | Class CL 1 | Issued 15 May 2026

ANCHOR

NAVIGATING CHANGE

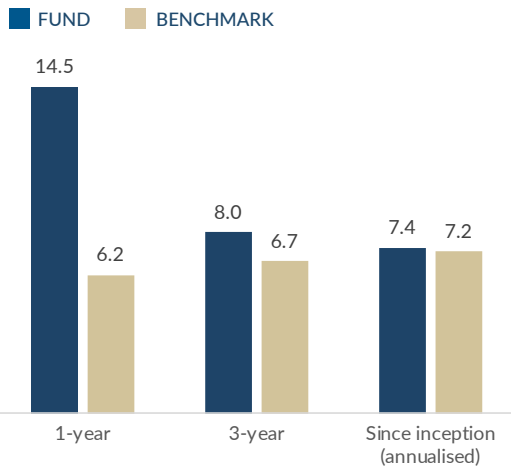
FUND PROFILE

The Anchor Multi Strategy FR QI Hedge Fund is suitable for investors with a long-term investment horizon seeking long-term capital growth.

FUND OBJECTIVE

The Anchor Multi Strategy FR QI Hedge Fund will aim to generate growth over the long term in all market conditions. The portfolio will invest in a range of funds as well as direct instruments to access different opportunities and investment styles to generate alpha and achieve its objectives. The portfolio will have exposure to various local and offshore financial instruments, but with a bias to South African investments.

FUND PERFORMANCE (%)



FUND INFORMATION

Risk profile:

LOW LOW-MOD MOD MOD-HIGH HIGH

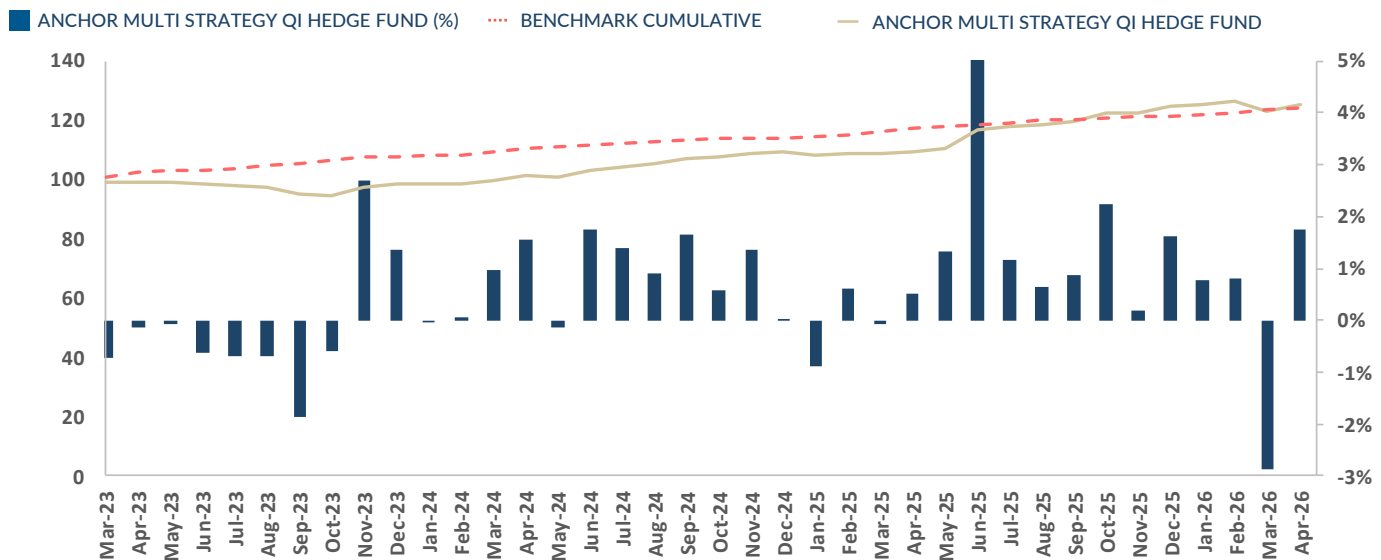
Fund inception date	10 March 2023
Benchmark	CPI +3%
ASISA classification	Qualified Investor Hedge Fund - South African - Multi Strategy
Distributions	Annually in December
Minimum investments	R1 000 000
Fees (incl. VAT):	
Service fee	0.83%*
*Inclusive of management fee	0.58%
Portfolio value	R340.43mn
Participatory interest	271,294 units
Unit price	R1,254.95 pu

MONTHLY RETURNS (%)

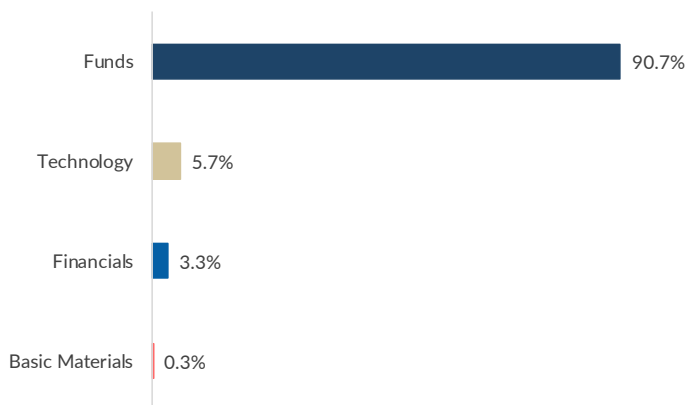
	Jan	Feb	Mar	Apr	May	Jun	Jul	Aug	Sep	Oct	Nov	Dec	YTD
2023			-0.7	-0.1	-0.1	-0.6	-0.7	-0.7	-1.9	-0.6	2.7	1.4	-0.7
2024	0.0	0.1	1.0	1.6	-0.1	1.8	1.4	0.9	1.7	0.6	1.4	0.0	10.6
2025	-0.9	0.6	-0.1	0.5	1.3	5.2	1.2	0.6	0.9	2.2	0.2	1.6	14.2
2026	0.8	0.8	-2.9	1.7									0.4

INVESTMENT PERFORMANCE

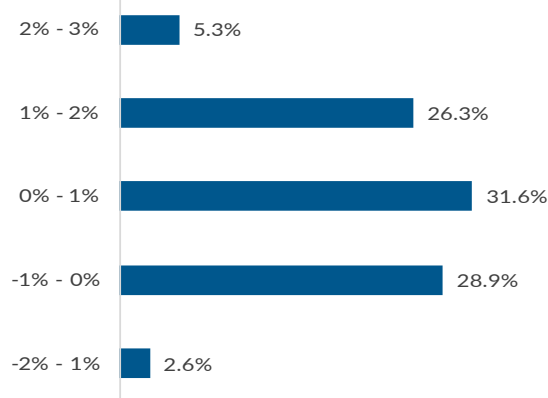
Growth of R100 investment (cumulative)



SECTOR ALLOCATION AT 30 APR 2026



FREQUENCY DISTRIBUTION OF RETURNS AT 30 APR 2026



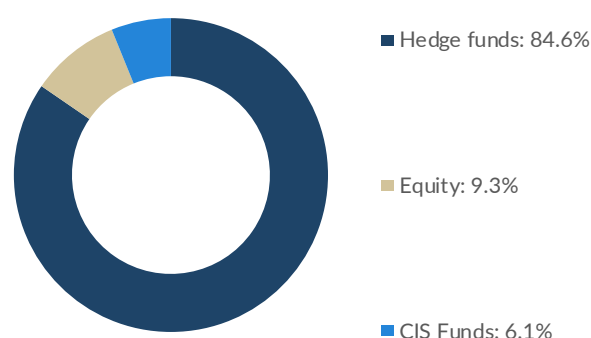
STATISTICS AT 30 APR 2026 (%)

Net exposure	99.5
Gross exposure	99.5
Cash + net exposure	99.6
% of positive months	65.8
% of negative months	34.2
Highest 12-month rolling return since inception	16.4
Lowest 12-month rolling return since inception	0.5

Net exposure and gross exposure exclude cash, fixed income instruments, money market and fixed income unit trusts.

The highest and lowest 1-year returns represent the highest and lowest actual returns achieved during a 12-month rolling period since the original launch date of the fund.

ASSET ALLOCATION AT 30 APR 2026



INFORMATION AND DISCLOSURES

INCOME DISTRIBUTION (CPU)

Annually

Dec 2025: 762.97 cpu

PORTFOLIO VALUATION

Monthly

TRANSACTION CUT-OFF

Last day of the month prior, for investment on the 1st day of the next month, 10:00 AM.

FEES (%)

Performance fee	No performance fee
TER and transaction costs (incl. VAT)**	
Total expense ratio (TER)	3.24
Transaction costs (TC)	1.60
Total investment charge (TIC)	4.84
Performance fee (PF) included in TER	-

FUND MANAGER



Peter Armitage
Fund Management



Darryl Hannington
Fund Management

**A higher TER ratio does not necessarily imply a poor return, nor does a low TER imply a good return. The current TER cannot be regarded as an indication of future TERs. Transaction costs are a necessary cost in administering the Fund and impact Fund returns. It should not be considered in isolation as returns may be impacted by many other factors over time, including market returns, the type of Fund, the investment decisions of the investment manager and the TER. The TER and Transaction cost calculations are based upon the portfolio's direct costs for the financial year ended 31 December 2025, whilst the underlying portfolio's ratio and cost calculations are based upon their most recent published figures, being 31 December 2025.

CONTACT INFORMATION:

MANAGEMENT COMPANY

FundRock Management Company (RF) (Pty) Ltd
 Registration No: 2013/096377/07
 Catnia Place, Bella Rosa Office Park, Bella Rosa Street, Belville, 7530,
 South Africa
 T: +27 21 879 9937/ +27 21 879 9939 F: +27 86 554 8237
 E: frclientservices@fundrock.com
 Website: www.fundrock.com

TRUSTEE

FirstRand Bank Limited
 (acting through its RMB Custody and Trustee Services Division)
 3 Merchant Place, Ground Floor, Corner Fredman and Gwen Streets
 Sandton, 2146
 Telephone: +27 87 736 1732

GLOSSARY:

NAV: means net asset value, which is the total market value of all assets in a portfolio, including any income accruals, less deductible expenses such as audit fees, brokerage and service fees.

Annualised return: is the weighted average compound growth rate over the performance period measured.

Highest and lowest return: The highest and lowest rolling twelve-month performance of the portfolio since inception.

Total expense ratio (TER) reflects the percentage of the average net asset value (NAV) of the portfolio that was incurred as charges, levies and fees related to the management of the portfolio. A higher TER does not necessarily imply a poor return, nor does a low TER imply a good return. The current TER cannot be regarded as an indication of future TER.

Transaction costs (TC) reflect the percentage of the value of the Fund incurred as costs relating to the buying and selling of the Fund's underlying assets. Transaction costs are a necessary cost in administering the Fund and impact Fund returns.

Total investment charge (TIC%) = TER (%) + TC (%): The total investment charge (TIC) is the

FUND RISK:

Leverage risk: The Fund borrows additional funds, trades on margin or performs short sale trades to amplify investment decisions. This means that the volatility of a hedge fund portfolio can be many times that of the underlying investments due to leverage in the fund.

Derivative risk: Derivative positions are financial instruments that derive their value from an underlying asset. Derivatives are exposed to implicit leverage, which could result in magnified gains and/or losses on the portfolio.

Counterparty credit risk: Counterparty risk is a type of credit risk and is the risk of default by the counterparty associated with trading derivative contracts. An example of counterparty credit risk is margin or collateral held with a prime broker.

Volatility risk: Volatility refers to uncertainty and risk related to the size of change of an instrument or portfolio. It is a statistical measure of the dispersion of returns for a given security or market index. Volatility is proportional to the directional exposure of a portfolio. It is measured by Value at Risk (VaR), which is a statistical technique used to measure and quantify the level of volatility.

MANDATORY DISCLOSURES:

Collective Investment Schemes are generally medium to long-term investments. The value of participatory interests (units) may go down as well as up. Past performance is not necessarily a guide to future performance. Collective investments are traded at ruling prices and can engage in scrip lending and borrowing. A schedule of fees, charges, minimum fees, and maximum commissions is available on request from the manager, as well as a detailed description of how performance fees are calculated and applied. The manager does not provide any guarantee with respect to the capital or the return of the portfolio. Excessive withdrawals from the fund may place the fund under liquidity pressure. In such circumstances, a process of ring-fencing of withdrawal instructions and managed payouts over time may be followed. Commission and incentives may be paid, and if so, are included in the overall costs. Portfolios may be closed to new investors to manage the fund efficiently according to its mandate. Prices are published daily on our website. Additional information, including Key Investor Information Documents, Minimum Disclosure Documents (MDDs), as well as other information relating to the portfolio, is available, free of charge, on request from the manager.

Investment performance is for illustrative purposes only. The investment performance is calculated by taking the actual initial fees and all ongoing fees into account for the amount shown, and the income is reinvested on the reinvestment date. The performance figure given shows the yield on a Net Asset value ("NAV") basis. The yield figure is not a forecast. Performance is not guaranteed, and investors should not accept it as representing expected future performance. Individual investor performance may differ as a result of initial fees, time of

DISCLAIMER:

This document is confidential and issued for the information of the addressee and clients of the manager. It is subject to copyright and may not be reproduced in whole or in part without the written permission of the manager. The information, opinions and recommendations contained herein are and must be construed solely as statements of opinion and not statements of fact. No warranty, expressed or implied, as to the accuracy, timeliness, completeness, merchantability or fitness for any particular purpose of any such recommendation or information is given or made by the manager in any form or manner whatsoever. Each recommendation or opinion must be weighed solely as one factor in any investment or other decision made by or on behalf of any user of the information contained herein and such user must accordingly make its own study and evaluation of each strategy/security that it may consider purchasing, holding or selling and should appoint its own investment or financial or other advisers to assist the user in reaching any decision. The manager will accept no responsibility of whatsoever nature in respect of the use of any statement, opinion, recommendation or information contained in this document. This document is for information purposes only and does not constitute advice or a solicitation for funds.

INVESTMENT MANAGER

Anchor Capital (Pty) Ltd
 Registration No: 2009/002925/07
 25 Culross Road, Bryanston, Johannesburg, 2191
 T: +27 11 591 0682 E: info@anchorcapital.co.za
 Website: www.anchorcapital.co.za

percentage of the net asset value of the class of the financial product incurred as costs relating to the investment of the financial product. It should be noted that a TIC is the sum of two calculated ratios (TER+TC).

Frequency distribution: How often returns occur within a specified band.

Derivative: A contract that derives its value (positive or negative) from another asset.

Leverage/gearing: The use of securities, including derivative instruments, short positions or borrowed capital to increase the exposure beyond the capital employed in an investment.

Concentration and sector risk: A large proportion of total assets is invested in specified assets, sectors or regions. Concentrated positions or concentrated sectors in a portfolio will materially impact the returns of the portfolio more so than diversified portfolios.

Correlation risk: A measure that determines how assets move in relation to each other. Correlation risk arises when the correlation between asset classes changes. Correlation risk also arises when the correlation within an asset class changes. Examples of correlation within asset classes include equity pairs trading, fixed income curve trading and commodities pairs trading.

Equity risk: Applies to investment in shares or derivatives based on shares. The market price of shares varies depending on supply and demand of the shares. Equity risk is the risk of loss due to the drop in the market price of shares. Equity risk can either be systematic risk, which is risk to the entire market based on political and economic indicators, or unsystematic risk, which is company-specific and includes risk relating to company profits, prospects and consensus on the company or sector.

entry/actual investment date, date of reinvestment, and dividends withholding tax. The annualised total return is the average return earned by an investment each year over a given time period. Actual annual figures are available from the manager on request.

Investors should note that the value of an investment is dependent on numerous factors, which may include, but are not limited to, share price fluctuations, interest and exchange rates and other economic factors. Where funds are invested in offshore assets, performance is further affected by uncertainties such as changes in government policy, taxation, currency risk, and other legal or regulatory developments. The Manager ensures fair treatment of investors by not offering preferential fees or liquidity terms to any investor within the same strategy. Should the portfolio invest in another Anchor co-named portfolio, the investing fund will be reimbursed for any net investment management fees incurred by this investment, so that there is no additional fee payable to Anchor.

The manager is registered and approved by the Financial Sector Conduct Authority under the Collective Investment Schemes Control Act 45 of 2002. The manager retains full legal responsibility for the portfolio Anchor Capital (Pty) Ltd (FSP No 39834 is authorised under the Financial Advisory and Intermediary Services Act 37 of 2002 to render investment management services FirstRand Bank Limited is the appointed trustee and can be contacted on 087 736 1732.

