

Fund update

For the quarter ended 31 March 2022

- **Russell Investment Funds**
- **Russell Investments Sustainable Global Shares Fund**

This fund update was first made publicly available on: 03 May 2022

What is the purpose of this update?

This is a replacement fund update. It replaces the previous fund update for the quarter ending 31 March 2022, first made publicly available on 03 May 2022. We identified that there was incorrect asset type with respect to the Top 10 investments. This has been corrected in this fund update and resulted in a change to the “Top 10 investments” section.

This document tells you how the Russell Investments Sustainable Global Shares Fund has performed and what fees were charged. The document will help you to compare the fund with other funds. Implemented Investment Solutions Limited prepared this update in accordance with the Financial Markets Conduct Act 2013. This information is not audited and may be updated.

Description of this fund

Objective: to provide a total return, before costs and tax, in line with the MSCI ACWI Index Net over the long term with a focus on reducing the Fund’s exposure to carbon relative to benchmark.

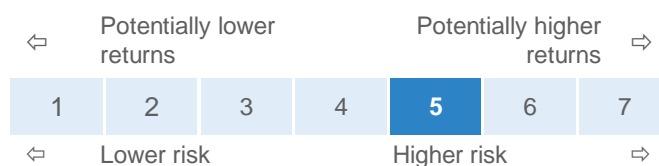
Strategy: The Fund invests predominantly in a broad range of international shares listed on developed and emerging market exchanges. The Fund maintains reduced carbon exposure compared to the MSCI ACWI Index Net, whilst increasing exposure to renewable energy and taking into account other ESG considerations. Derivatives may be used to implement investment strategies and manage risk. Foreign currency exposures are unhedged.

Total value of the fund	\$NZ 168,883,072
-------------------------	------------------

The date the fund started	14 December 2021
---------------------------	------------------

What are the risks of investing?

Risk indicator for the Russell Investments Sustainable Global Shares Fund¹.



The risk indicator is rated from 1 (low) to 7 (high). The rating reflects how much the value of the fund’s assets goes up and down. A higher risk generally means higher potential returns over time, but more ups and downs along the way.

To help you clarify your own attitude to risk, you can seek financial advice or work out your risk profile at <https://sorted.org.nz/>.

Note that even the lowest category does not mean a risk-free investment, and there are other risks that are not captured by this rating.

This risk indicator is not a guarantee of a fund's future performance. The risk indicator is based on the returns data for 5 years to 31 March 2022. While risk indicators are usually relatively stable, they do shift from time to time. The risk indicator will continue to be updated in future fund updates.

See the product disclosure statement (PDS) for more information about the risks associated with investing in this fund.

How has the fund performed?

	Past year
Annual return (after deductions for charges and tax)	Not Applicable
Annual return (after deductions for charges but before tax)	Not Applicable
Market index annual return (reflects no deduction for charges and tax)	8.02%

The market index return is the MSCI ACWI Index - Net Index. This has been the market index since the inception of the fund. Additional information about the market index is available on the offer register at <https://disclose-register.companiesoffice.govt.nz>.

What fees are investors charged?

Investors in the Russell Investments Sustainable Global Shares Fund are charged fund charges. In the year to these were:

	% of net asset value (including GST)
Total fund charges (estimate) ²	0.34%
Which are made up of:	
Total manager and administration charges	0.34%
Including:	
Manager's basic fee	0.25%
Other management and administration charges	0.09%

Investors may also be charged individual action fees for specific actions or decisions (for example, for withdrawing from or switching funds). See the PDS for the Russell Investment Funds on the offer register at <https://disclose-register.companiesoffice.govt.nz> for more information about those fees.

Example of how this applies to an investor³

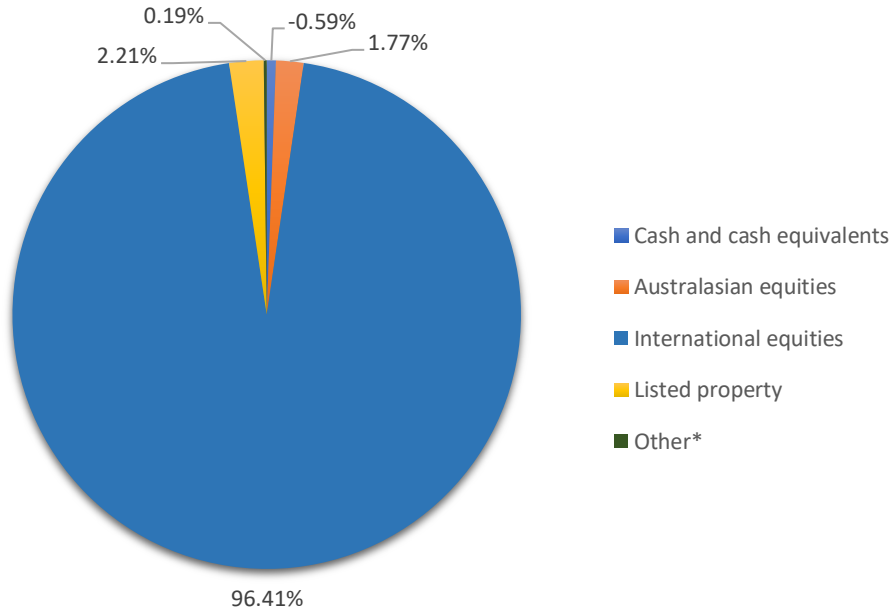
Small differences in fees and charges can have a big impact on your investment over the long term.

Anthony had \$10,000 in the fund when the fund received its first contribution, on 14 December 2021, and did not make any further contributions. At the end of the year, Anthony incurred a loss after fund charges were deducted of \$557 (that is -5.57% of his initial \$10,000). This gives Anthony a total loss after tax of \$588 for the year.

What does the fund invest in?

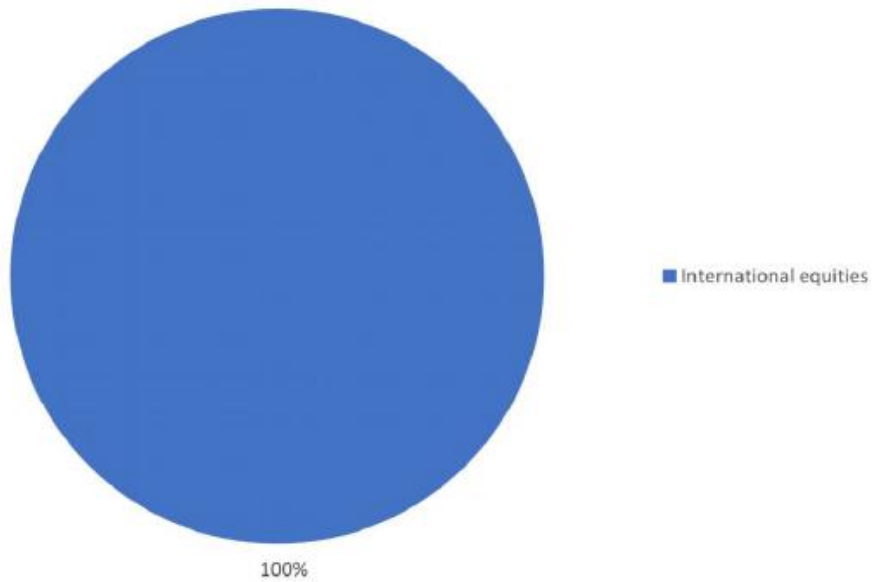
This shows the types of assets that the fund invests in.

Actual investment mix



*Forward currency contracts.

Target investment mix



Top 10 investments

	Name	% of Fund net assets	Type	Country	Credit rating (if applicable)
1	APPLE INC	4.30%	International equities	US	N/A
2	NZD BNP PARIBAS A/C	4.02%	Cash and cash equivalents	NZ	A+
3	MICROSOFT CORP USD0.00005	3.28%	International equities	US	N/A
4	AMAZON COM INC	2.22%	International equities	US	N/A
5	TESLA INC	1.35%	International equities	US	N/A
6	ALPHABET INC CAP STK USD0.001 CL A	1.23%	International equities	US	N/A
7	ALPHABET INC COM CL C	1.20%	International equities	US	N/A
8	NVIDIA CORP	1.06%	International equities	US	N/A
9	FACEBOOK INC COM USD CL A	0.77%	International equities	US	N/A
10	TAIWAN SEMICON MANUFACTURING CO LTD	0.75%	International equities	TW	N/A

The top 10 investments make up 20.18% of the net asset value of the fund.

Key personnel

This shows the directors and employees who have the most influence on the investment decisions of the fund.

Name	Current position	Time in current position	Previous or other current position	Time in previous or other current position
James Harwood	Senior Portfolio Manager, Proprietary Strategies, Russell Investments	8 years 4 months	Director, Sales Trading, Deutsche Bank	6 years 3 months
Andrew Zenonos	Back-up Portfolio Manager, Russell Investments	9 years 5 months	Portfolio Manager, Russell Investments	3 years 3 months

Further information

You can also obtain this information, the PDS for the Russell Investment Funds, and some additional information from the offer register at <https://disclose-register.companiesoffice.govt.nz>.

Notes

1. A combination of actual fund returns and Market index returns have been used to determine the risk indicator as the fund has not been operating for the required five years. Market index returns have been used until 31 December 2021 and fund returns thereafter. The risk indicator may therefore provide a less reliable indicator of the fund's future volatility.
2. As the fund only started accepting contributions on 14 December 2021, historical fee information is not available.
3. As the fund has not existed for a full year, figures in this example are based on returns from the date of the first fund contribution (14 December 2021).