

Fund Update

For the quarter ended 31 March 2023

- **Vault Digital Funds**
- **Vault International Bitcoin Fund**

This fund update was first made publicly available on: 03 May 2023

What is the purpose of this update?

This document tells you how the Vault International Bitcoin Fund has performed and what fees were charged. The document will help you to compare the fund with other funds. FundRock NZ Limited prepared this update in accordance with the Financial Markets Conduct Act 2013. This information is not audited and may be updated.

Description of this fund

Objective: The investment objective of the fund is to deliver a return before fees and tax that broadly tracks the S&P Bitcoin Index in New Zealand dollars.

Strategy: The fund is designed to provide investors with exposure to Bitcoin within a PIE compliant fund. This is achieved by investing in one or more listed offshore domiciled funds which invest directly in Bitcoin. Bitcoin is a highly volatile asset which means this fund will not be appropriate for all investors.

| | |
|---------------------------|-------------------|
| Total value of the fund | \$NZ 4,591,024 |
| The date the fund started | 14 September 2021 |

What are the risks of investing?¹

Risk indicator for the Vault International Bitcoin Fund.



The risk indicator is rated from 1 (low) to 7 (high). The rating reflects how much the value of the fund's assets goes up and down. A higher risk generally means higher potential returns over time, but more ups and downs along the way.

To help you clarify your own attitude to risk, you can seek financial advice or work out your risk profile at www.sorted.org.nz

Note that even the lowest category does not mean a risk-free investment, and there are other risks that are not captured by this rating.

This risk indicator is not a guarantee of a fund's future performance. The risk indicator is based on the returns data for 5 years to 31 March 2023. While risk indicators are usually relatively stable, they do shift from time to time. The risk indicator will continue to be updated in future fund updates.

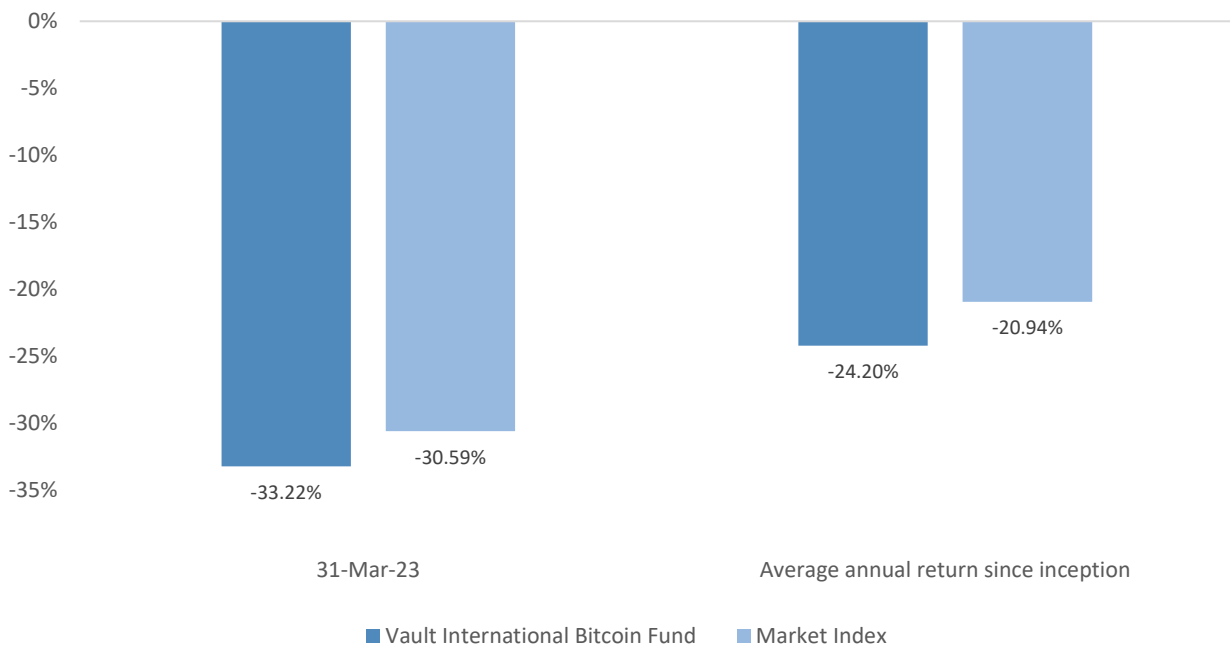
See the product disclosure statement (PDS) for more information about the risks associated with investing in this fund.

How has the fund performed?

| | Past year |
|--|-----------|
| Annual return (after deductions for charges and tax) | -33.22% |
| Annual return (after deductions for charges but before tax) | -32.50% |
| Market index annual return (reflects no deduction for charges and tax) | -30.59% |

The market index return is the S&P Bitcoin Index in New Zealand dollars. This has been the market index since the inception of the fund. Additional information about the market index is available on the offer register at www.disclose-register.companiesoffice.govt.nz.

Annual Return Graph²



This shows the return after fund charges and tax for each year ending 31 March since the fund started. The last bar shows the average annual return since the fund started, up to 31 March 2023

Important: This does not tell you how the fund will perform in the future.

Returns in this update are after tax at the highest prescribed investor rate (PIR) of tax for an individual New Zealand resident. Your tax may be lower.

What fees are investors charged?³

Investors in the Vault International Bitcoin Fund are charged fund charges which are:

| | % of net asset value (including GST) |
|---|---|
| Total fund charges | 1.75% |
| Which are made up of: | |
| Total manager and administration charges | 1.75% |
| Including: | |
| Manager's basic fee (including GST) | 1.75% |
| Other management and administration charges | 0.00% |

Investors may also be charged individual action fees for specific actions or decisions (for example, for withdrawing from or switching funds). See the PDS for the Vault International Bitcoin Fund on the offer register at www.disclose-register.companiesoffice.govt.nz for more information about those fees.

Example of how this applies to an investor

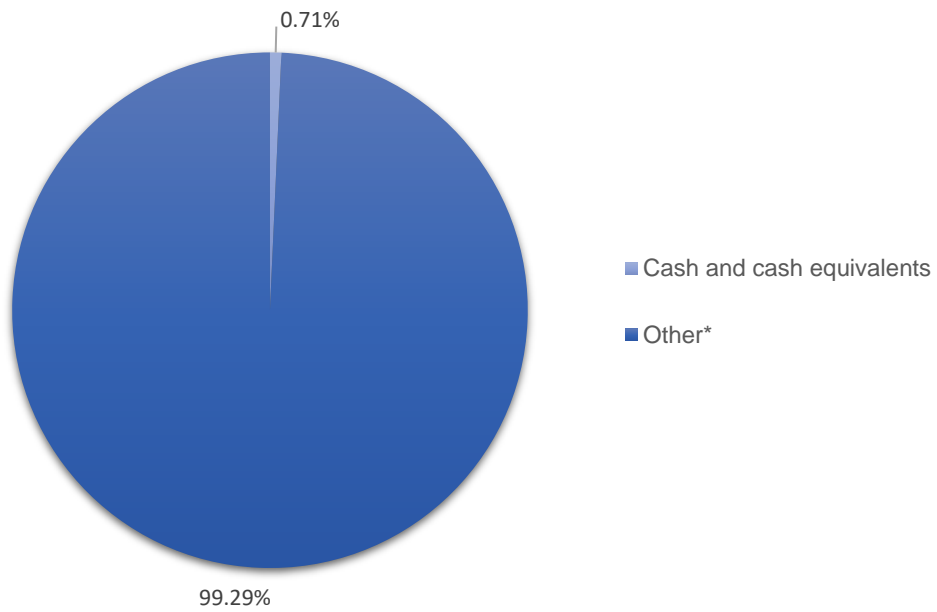
Small differences in fees and charges can have a big impact on your investment over the long term.

Anthony had \$10,000 in the fund at the start of the year and did not make any further contributions. At the end of the year, Anthony incurred a loss after fund charges were deducted of \$3,250 (that is -32.50% of his initial \$10,000). This gives Anthony a total loss after tax of \$3,322 for the year.

What does the fund invest in?

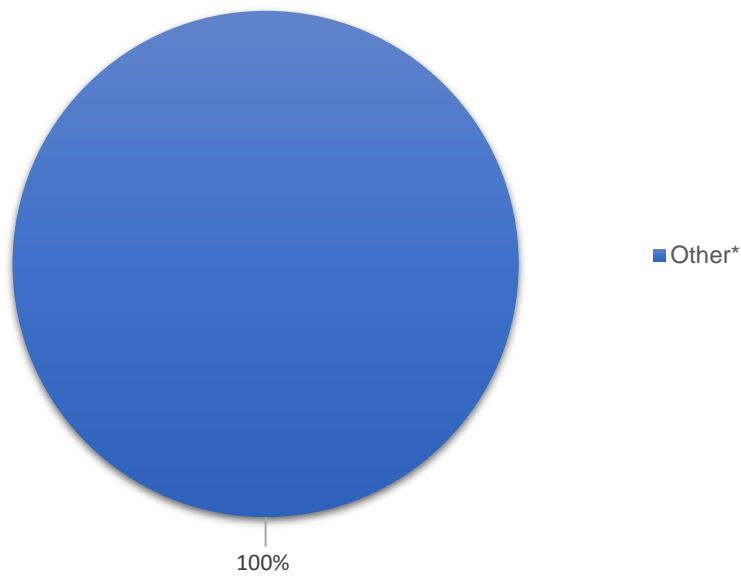
This shows the types of assets that the fund invests in.

Actual investment mix



The Fund is not hedged back to New Zealand dollars.

Target investment mix



* Other represents listed offshore domiciled funds that invest directly in Bitcoin.

Top 10 investments

| | Name | % of Fund net assets | Type* | Country | Credit rating (if applicable) |
|---|------------------------------------|----------------------|---------------------------|---------|-------------------------------|
| 1 | CI Galaxy Bitcoin CAD Unhedged ETF | 97.08% | Other | CA | N/A |
| 2 | Purpose Bitcoin Hedged ETF USD | 1.01% | Other | US | N/A |
| 3 | Purpose Bitcoin Hedged ETF CAD | 0.93% | Other | CA | N/A |
| 4 | Cash at Bank (BNZ) | 0.71% | Cash and Cash Equivalents | NZ | AA- |
| 5 | Fidelity Advantage Bitcoin ETF | 0.28% | Other | CA | N/A |

* Other represents listed offshore domiciled funds that invest directly in Bitcoin

The top 10 investments make up 100.00% of the net asset value of the fund.

Key personnel

This shows the directors and employees who have the most influence on the investment decisions of the fund.

| Name | Current position | Time in current position | Previous or other current position | Time in previous or other current position |
|-------------------------|---|--------------------------|---|--|
| Vincent Gardiner | Director and Chief Executive Officer | 2 years 1 months | Property Investor/Business Owner | 17 years 9 months |
| Matthew McPhee | Chief Financial Officer & Chief Operating Officer | 1 years 11 months | Head of Capital and Liquidity Management - Asia, Barclays Bank PLC, Singapore | 9 years 4 months |

Further information

You can also obtain this information, the PDS for the Vault Digital Funds, and some additional information from the offer register at www.disclose-register.companiesoffice.govt.nz.

Notes

¹ A combination of actual fund returns and market index returns have been used to determine the risk indicator as the fund has not been operating for the required five years. Market index returns have been used until September 2021 and fund returns thereafter. The risk indicator may therefore provide a less reliable indicator of the fund's future volatility.

² The bar chart shows fund returns after deducting fees and tax. Tax is deducted at the highest Prescribed Investor Rate of 28%. However, the market index returns are shown before deducting fees and tax.

³ As the fund only started accepting contributions on 14 September 2021, historical fee information is not available.