



Fund Update

For the quarter ended 31 March 2024

- **Russell Investment Funds**
- **Russell Investments Global Fixed Interest Fund**

This fund update was first made publicly available on: 30 April 2024

What is the purpose of this update?

This document tells you how the Russell Investments Global Fixed Interest Fund has performed and what fees were charged. The document will help you to compare the fund with other funds. FundRock NZ Limited prepared this update in accordance with the Financial Markets Conduct Act 2013. This information is not audited and may be updated.

Description of this fund


Objective: To provide a total return, before costs and tax, higher than the Bloomberg Global Aggregate Index – New Zealand dollar Hedged over the long term. The fund targets a 20% carbon footprint reduction of the corporate debt portion of the fund relative to its market index.

Strategy: The underlying investment exposure is predominantly to debt securities issued by supranationals, international governments, quasi-government agencies and corporates as well as structured credit securities including mortgage-backed and asset backed securities. The underlying investment portfolio may also be exposed to low grade or unrated debt securities, emerging market securities and currency. Derivatives may be used to obtain or reduce exposure to securities and markets, to implement investment strategies and to manage risk. Corporate debt with more than 25% revenue from coal power generation or thermal coal production is prohibited. The Fund targets a position of being fully hedged back to New Zealand Dollars. Due to active currency management by the underlying managers, there will generally be some foreign currency exposure.

Total value of the fund	\$NZ 531,844,593
The date the fund started	21 December 2011

What are the risks of investing?

Risk indicator for the Russell Investments Global Fixed Interest Fund.



The risk indicator is rated from 1 (low) to 7 (high). The rating reflects how much the value of the fund's assets goes up and down. A higher risk generally means higher potential returns over time, but more ups and downs along the way.

To help you clarify your own attitude to risk, you can seek financial advice or work out your risk profile at www.sorted.org.nz

Note that even the lowest category does not mean a risk-free investment, and there are other risks that are not captured by this rating.

This risk indicator is not a guarantee of a fund's future performance. The risk indicator is based on the returns data for 5 years to 31 March 2024. While risk indicators are usually relatively stable, they do shift from time to time. The risk indicator will continue to be updated in future fund updates.

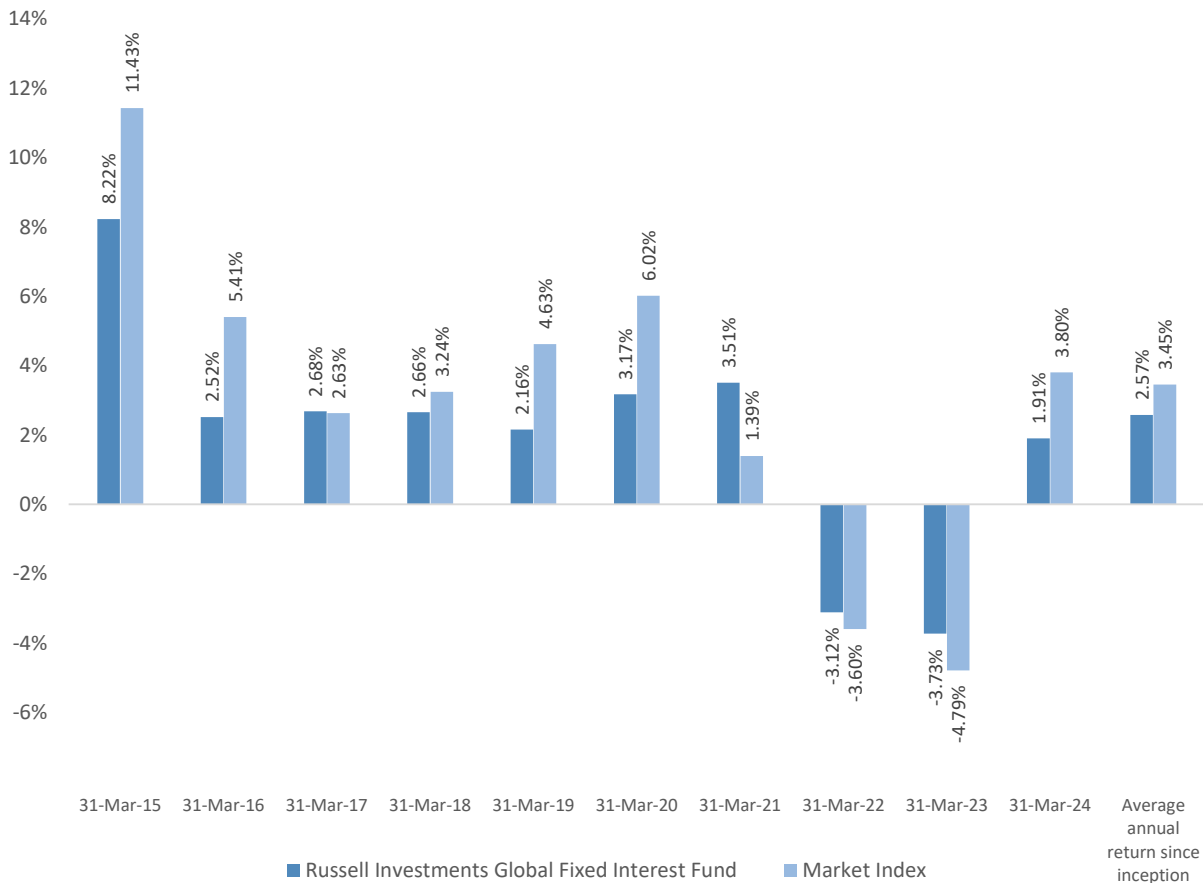
See the product disclosure statement (PDS) for more information about the risks associated with investing in this fund.

How has the fund performed?

	Average over the past 5 years	Past year
Annual return (after deductions for charges and tax)	0.30%	1.91%
Annual return (after deductions for charges but before tax)	0.37%	2.63%
Market index annual return (reflects no deduction for charges and tax)	0.48%	3.80%

The market index return is the Bloomberg Global Aggregate Index – New Zealand dollar Hedged This has been the market index since the inception of the fund. Additional information about the market index is available on the offer register at www.disclose-register.companiesoffice.govt.nz.

Annual Return Graph¹



This shows the return after fund charges and tax for each year ending 31 March for the last 10 years. The last bar shows the average annual return for the last 10 years, up to 31 March 2024.

Important: This does not tell you how the fund will perform in the future.

Returns in this update are after tax at the highest prescribed investor rate (PIR) of tax for an individual New Zealand resident. Your tax may be lower.

What fees are investors charged?

Investors in the Russell Investments Global Fixed Interest Fund are charged fund charges. In the year to 31 March 2023 these were:

	% of net asset value (including GST)
Total fund charges	0.58%
Which are made up of:	
Total manager and administration charges	0.58%
Including:	
Manager's basic fee (including GST)	0.53%
Other management and administration charges	0.05%

Manager's basic fee includes an estimate of the charges incurred in the underlying fund in which the fund invests. The estimate incorporates information provided by the underlying fund manager as well as information sourced from the underlying fund's disclosure documents.

Investors may also be charged individual action fees for specific actions or decisions (for example, for withdrawing from or switching funds). See the PDS for the Russell Investments Global Fixed Interest Fund on the offer register at www.disclose-register.companiesoffice.govt.nz for more information about those fees.

Example of how this applies to an investor

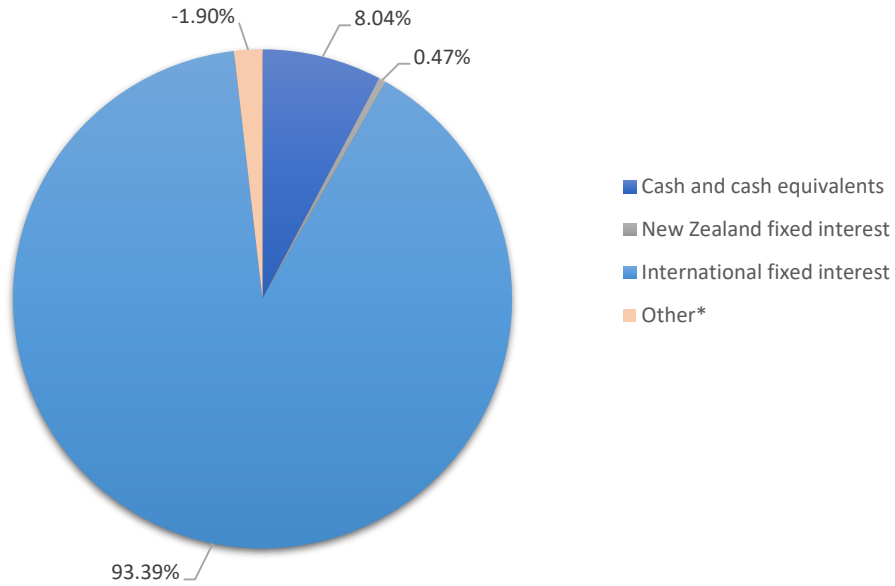
Small differences in fees and charges can have a big impact on your investment over the long term.

Anthony had \$10,000 in the fund at the start of the year and did not make any further contributions. At the end of the year, Anthony received a return after fund charges were deducted of \$263 (that is 2.63% of his initial \$10,000). This gives Anthony a total return after tax of \$191 for the year.

What does the fund invest in?

This shows the types of assets that the fund invests in.

Actual investment mix[^]

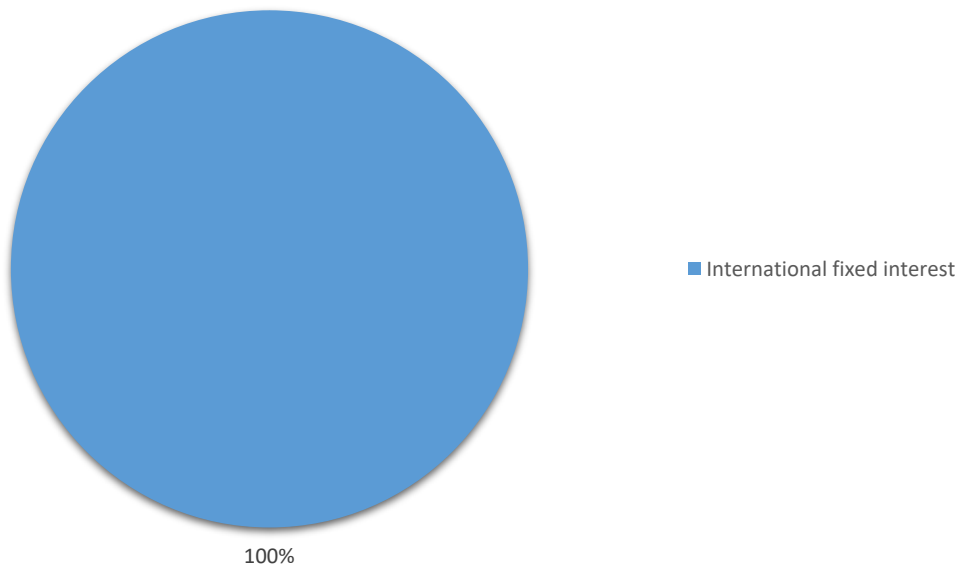


*Forward currency contracts

Foreign currency exposure was 100.00% hedged to New Zealand dollars as at 31 March 2024.

[^] The underlying fund may include NZ fixed interest exposure. NZ fixed interest exposure is not expected to be material.

Target investment mix



Top 10 investments

	Name	% of Fund net assets	Type	Country	Credit rating (if applicable)
1	NEW ZEALAND DOLLAR CASH	4.17%	Cash and cash equivalents	NZ	A+
2	SWAP CITIBANK COC SWAP CASH COLLATERAL USD	2.61%	Cash and cash equivalents	US	A-1
3	TREASURY BILL	2.30%	International fixed interest	US	AAA
4	US TREASURY N/B	2.22%	International fixed interest	US	AAA
5	US TREASURY N/B	1.79%	International fixed interest	US	AAA
6	MEX BONOS DESARR FIX RT	1.77%	International fixed interest	MX	BBB
7	US DOLLAR	1.57%	Cash and cash equivalents	US	A+
8	US TREASURY N/B	1.38%	International fixed interest	US	AAA
9	US TREASURY N/B	1.21%	International fixed interest	US	AAA
10	JAPAN (10 YEAR ISSUE)	1.17%	International fixed interest	JP	A

The top 10 investments make up 20.19% of the net asset value of the fund.

Key personnel

This shows the directors and employees who have the most influence on the investment decisions of the fund.

Name	Current position	Time in current position	Previous or other current position	Time in previous or other current position
Gerard Fitzpatrick	Senior Portfolio Manager, Head of Fixed Income, Russell Investments	5 years 1 months	Chief Investment Officer, Fixed Income, Russell Investments	6 years 0 months

Further information

You can also obtain this information, the PDS for the Russell Investment Funds, and some additional information from the offer register at www.disclose-register.companiesoffice.govt.nz.

Notes

¹ The bar chart shows fund returns after deducting fees and tax. Tax is deducted at the highest Prescribed Investor Rate of 28%. However, the market index returns are shown before deducting fees and tax.